

Cut Sheet - SNOWMAX-U2-MILLED

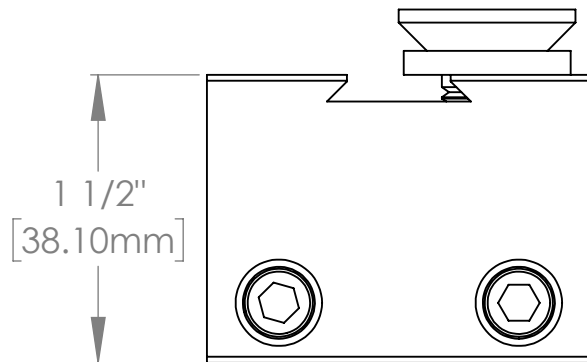
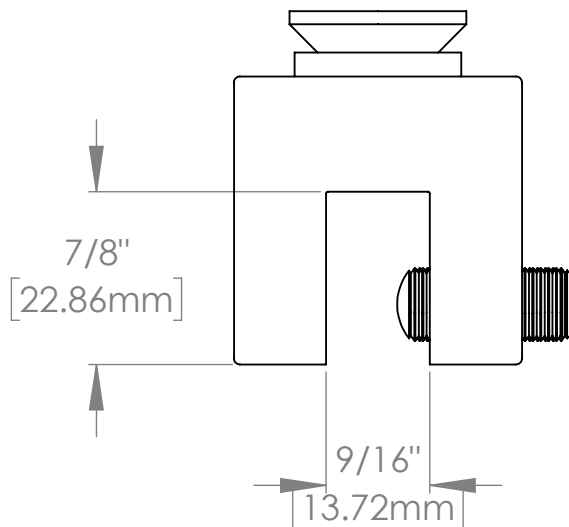
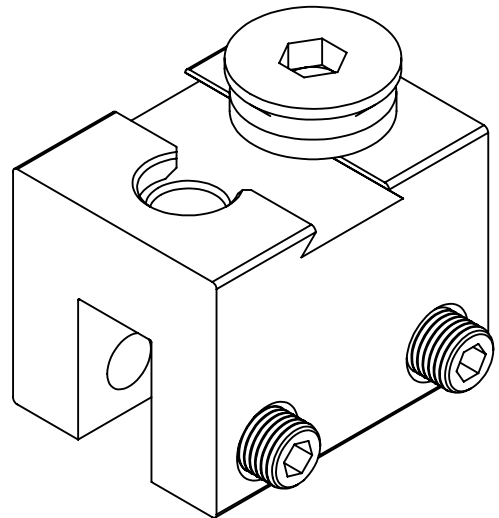
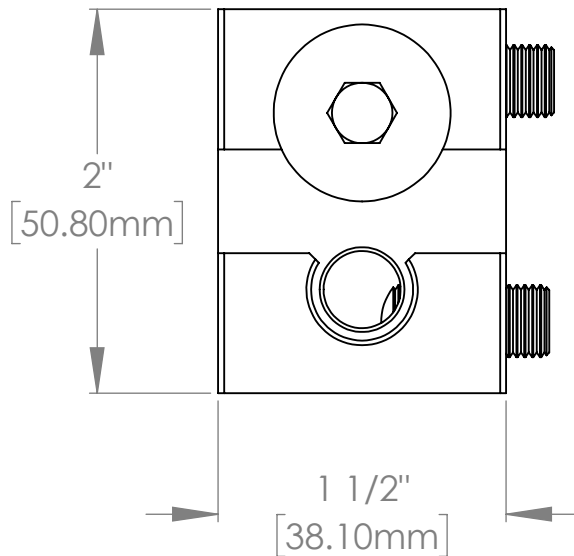
1. Installation to be completed in accordance with manufacturer's written specifications and installation instructions.
2. See spec sheet or contact manufacturer for detailed material, finishes, and configuration options.
3. Contact manufacturer for detailed layout.
4. Do not scale drawings.
5. Subject to change without notice.
6. For patent information, visit our [Patent Page](#).

I have verified that this clamp/bracket will fit the seam for this project.

Quote #: _____

Signature: _____ Date: _____

To confirm order, return signed cut sheet and sales quote.



289 Harrel Street
Morrisville, VT 05661
Phone: 1.888.766.4273
Fax: 1.888.766.9994
Email: Info@alpinesnowguards.com

Scale: 1:1

12/23/2021