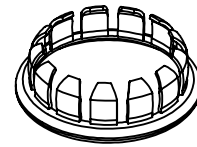
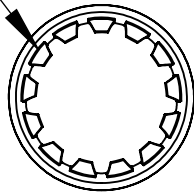


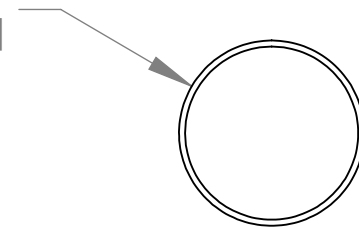
Cut Sheet - PP56 END CAP

1. Installation to be completed in accordance with manufacturer's written specifications and installation instructions.
2. See spec sheet or contact manufacturer for detailed material, finishes, and configuration options.
3. Contact manufacturer for detailed layout.
4. Do not scale drawings.
5. Subject to change without notice.
6. For patent information, visit our [Patent Page](#).

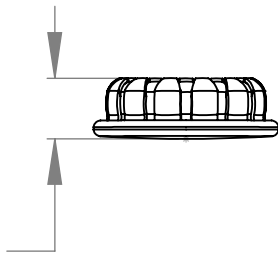
Presses Into
3/4" ID Tubing



Ø 15/16"
[24.50mm]



5/16"
[7.68mm]



289 Harrel Street
Morrisville, VT 05661
Phone: 1.888.766.4273
Fax: 1.888.766.9994
Email: Info@alpinesnowguards.com

Scale: 1:1

3/11/2021