



PP325 Pipe-Style Snow Guard Submittal Document Set

ROOF TYPES

- New / Existing Slate
- New / Existing Synthetic Slate
- New / Existing Composition (Asphalt) Shingle
- New / Existing Cedar Shingle
- New / Existing Flat Tile



AVAILABLE MATERIALS


- Aluminum with Stainless Steel Base Plate and Aluminum Accessories (AL) (SS)
- Brass with Stainless Steel Base Plate and Brass Accessories (BR) (SS)
- Brass with Brass Base Plate and Brass Accessories (BR)

AVAILABLE FINISHES

- Mill Finish
- Powder Coating (additional charge) using RAL TIGER Drylac® Exterior Colors

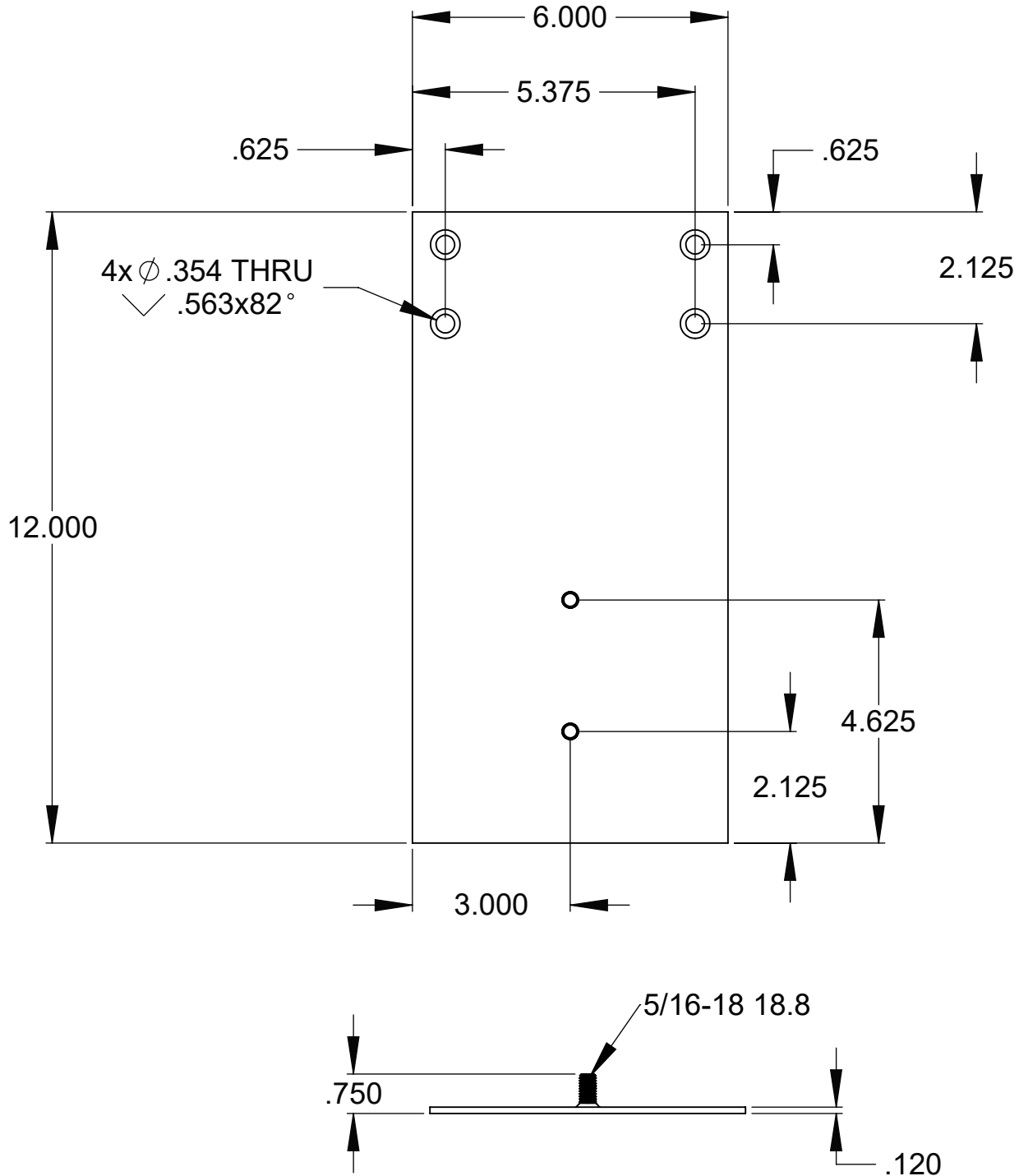
FEATURES/ADVANTAGES

- Base plate available in multiple sizes
- Bracket measures 6" L x 1 3/8" W x 6 13/16" H overall
- 3 configurations include 2-Pipe, 3-Pipe, 2 Hi-Pipe (Hi-Hole)
- All configurations accept 1" OD Pipe (Tubing) and are compatible with the use of Ice Flags and Ice Screens
- Internal and External Couplings, End Collars and End Caps are available for this system



Cut Sheet - BASE 6X12-200

1. Installation to be completed in accordance with manufacturer's written specifications and installation instructions.
2. See spec sheet or contact manufacturer for detailed material, finishes, and configuration options.
3. Contact manufacturer for detailed layout.
4. Do not scale drawings.
5. Subject to change without notice.
6. For patent information, visit our [Patent Page](#).



Note: Tolerance +/- 1/16"



289 Harrel Street
Morrisville, VT 05661
Phone: 1.888.766.4273
Fax: 1.888.766.9994
Email: Info@alpinenowguards.com

Scale: 1:3

11/29/2023

Cut Sheet - PP325H2 6X12 (ALL MATERIALS)

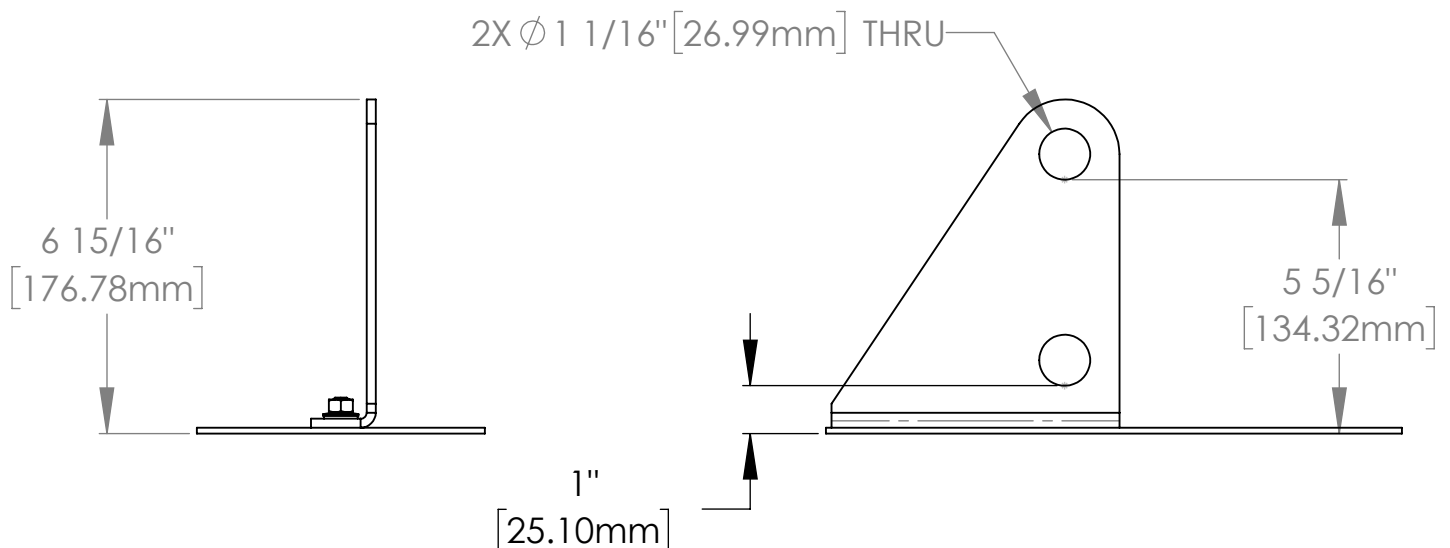
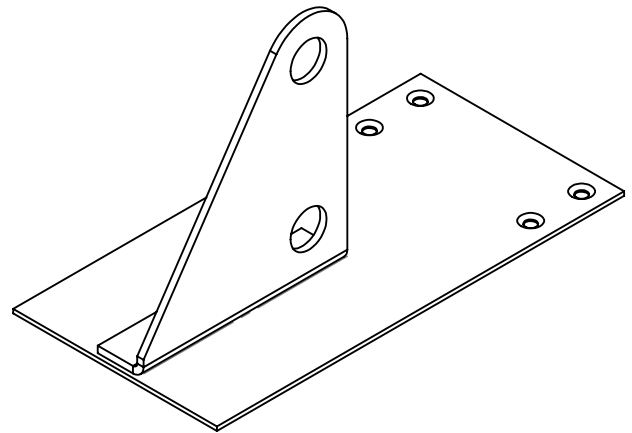
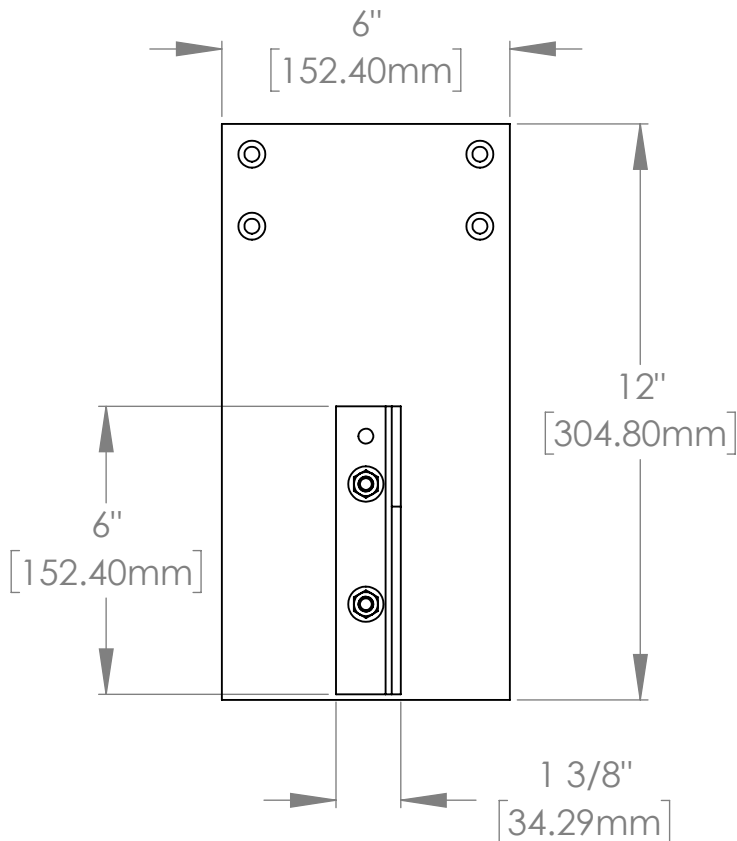
1. Installation to be completed in accordance with manufacturer's written specifications and installation instructions.
2. See spec sheet or contact manufacturer for detailed material, finishes, and configuration options.
3. Contact manufacturer for detailed layout.
4. Do not scale drawings.
5. Subject to change without notice.

Available Materials

- | | |
|---|--|
| <input type="checkbox"/> Aluminum w/ Stainless Base Plate | <input type="checkbox"/> Brass w/ Stainless Base Plate |
| <input type="checkbox"/> Brass w/ Brass Base Plate | |

Available Finishes

- | |
|--|
| <input type="checkbox"/> Mill Finish |
| <input type="checkbox"/> RAL Tiger Drylac Powder Coating |
| Color Code: _____ |



289 Harrel Street
Morrisville, VT 05661
Phone: 1.888.766.4273
Fax: 1.888.766.9994

Scale: 1:4

1/5/2022

Cut Sheet - PP325H3 6X12 (ALL MATERIALS)

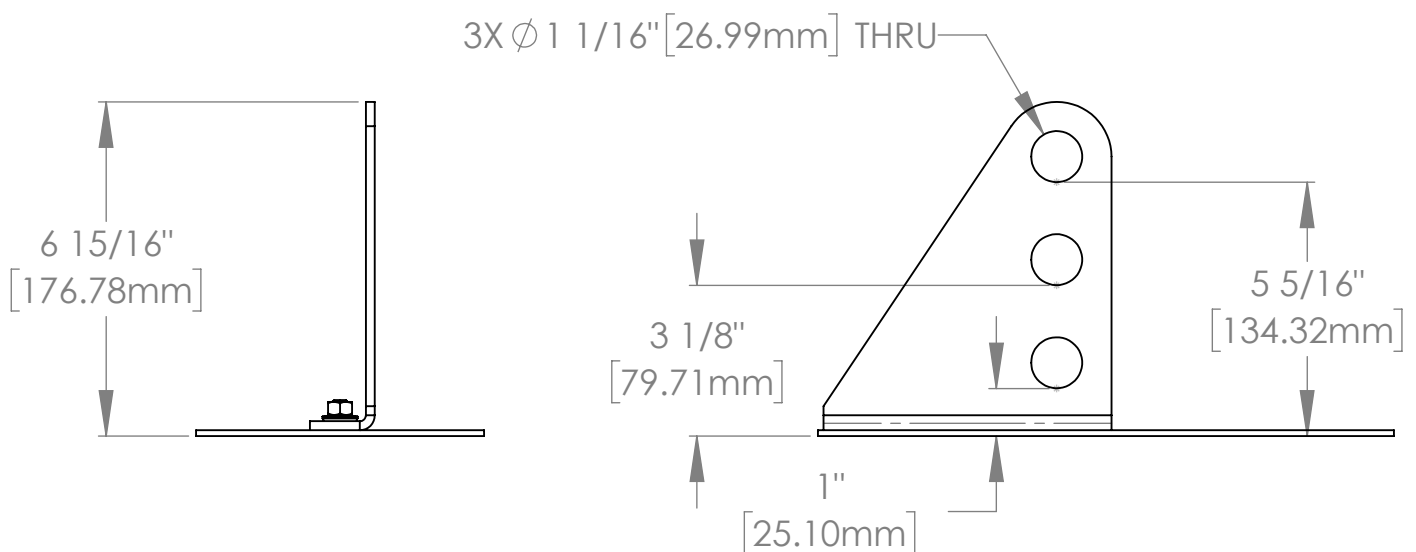
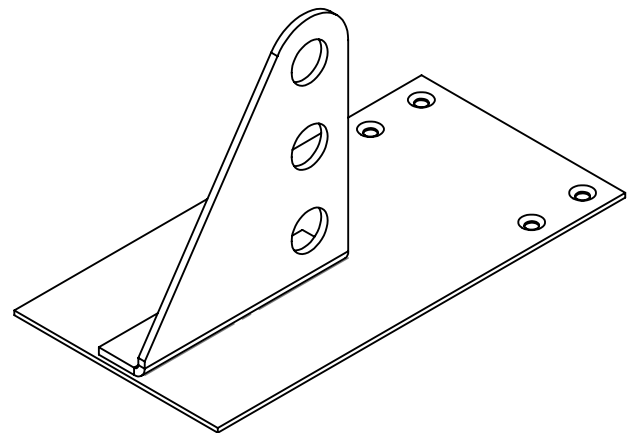
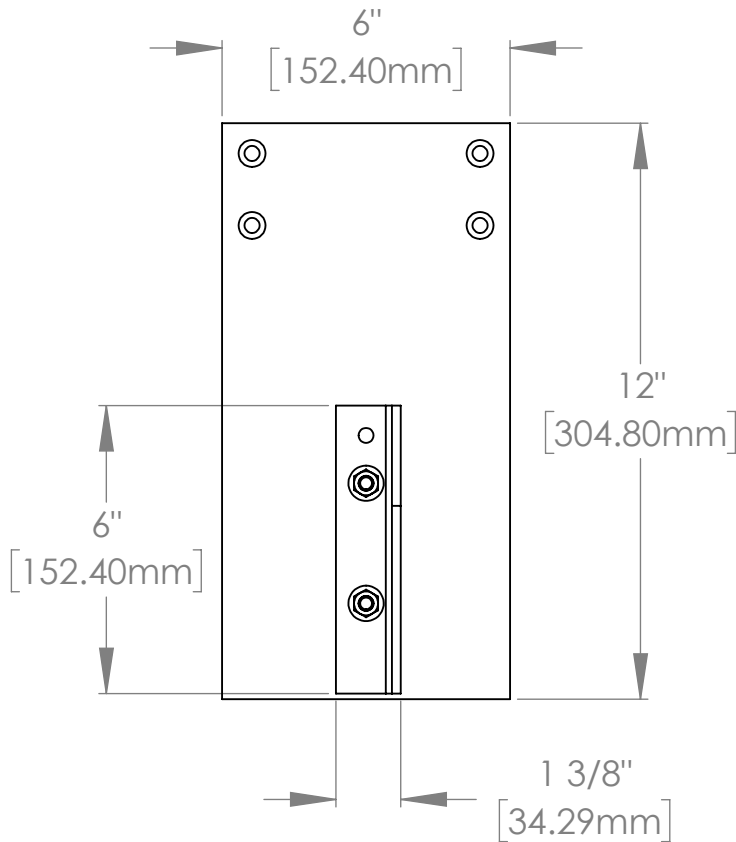
1. Installation to be completed in accordance with manufacturer's written specifications and installation instructions.
2. See spec sheet or contact manufacturer for detailed material, finishes, and configuration options.
3. Contact manufacturer for detailed layout.
4. Do not scale drawings.
5. Subject to change without notice.

Available Materials

- | | |
|---|--|
| <input type="checkbox"/> Aluminum w/ Stainless Base Plate | <input type="checkbox"/> Brass w/ Stainless Base Plate |
| <input type="checkbox"/> Brass w/ Brass Base Plate | |

Available Finishes

- ☐ Mill Finish
- ☐ RAL Tiger Drylac Powder Coating
- ☐ Color Code: _____



289 Harrel Street
Morrisville, VT 05661
Phone: 1.888.766.4273
Fax: 1.888.766.9994

Scale: 1:4

1/5/2022

Cut Sheet - PP325HI2 6X12 (ALL MATERIALS)

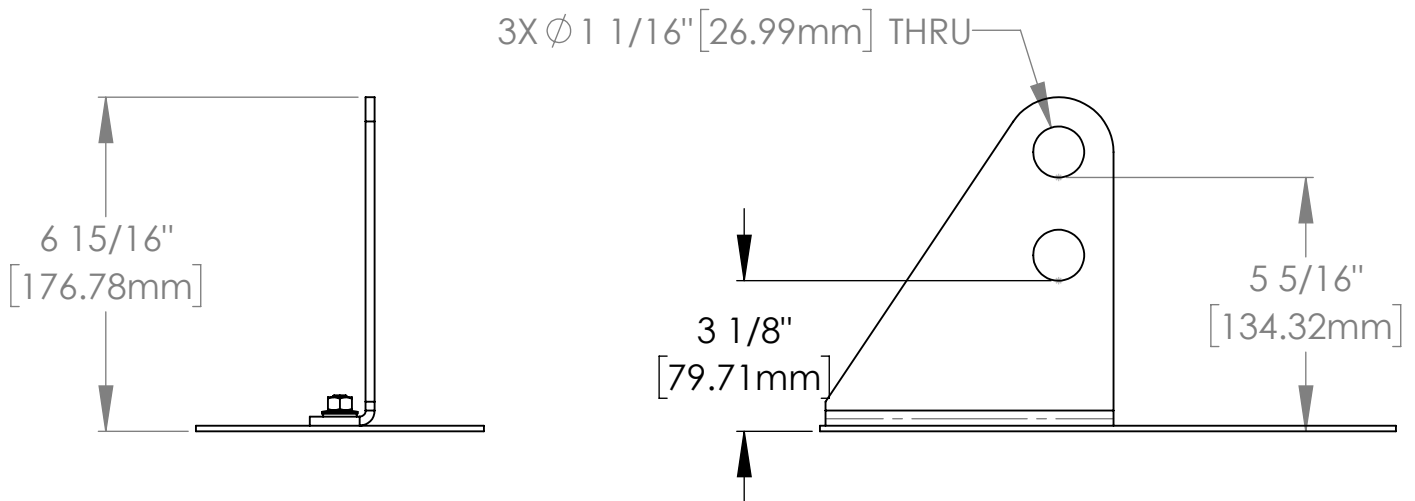
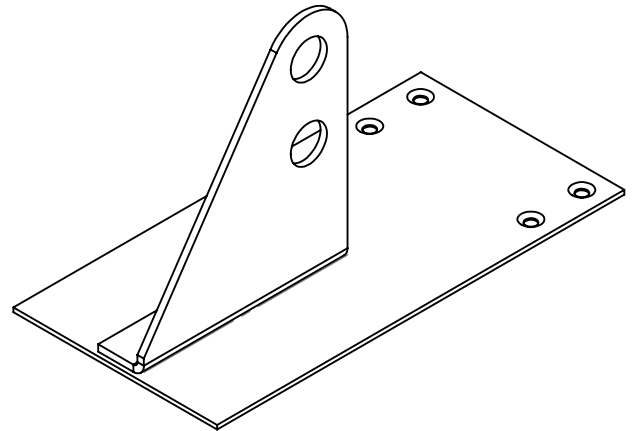
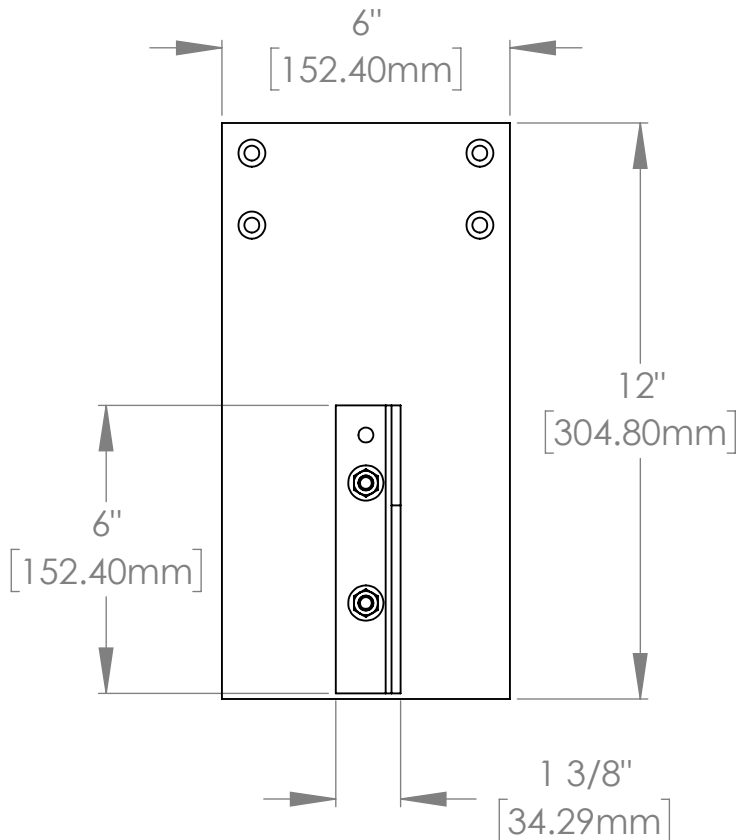
1. Installation to be completed in accordance with manufacturer's written specifications and installation instructions.
2. See spec sheet or contact manufacturer for detailed material, finishes, and configuration options.
3. Contact manufacturer for detailed layout.
4. Do not scale drawings.
5. Subject to change without notice.

Available Materials

- | | |
|---|--|
| <input type="checkbox"/> Aluminum w/ Stainless Base Plate | <input type="checkbox"/> Brass w/ Stainless Base Plate |
| <input type="checkbox"/> Brass w/ Brass Base Plate | |

Available Finishes

- ☐ Mill Finish
- ☐ RAL Tiger Drylac Powder Coating
Color Code: _____



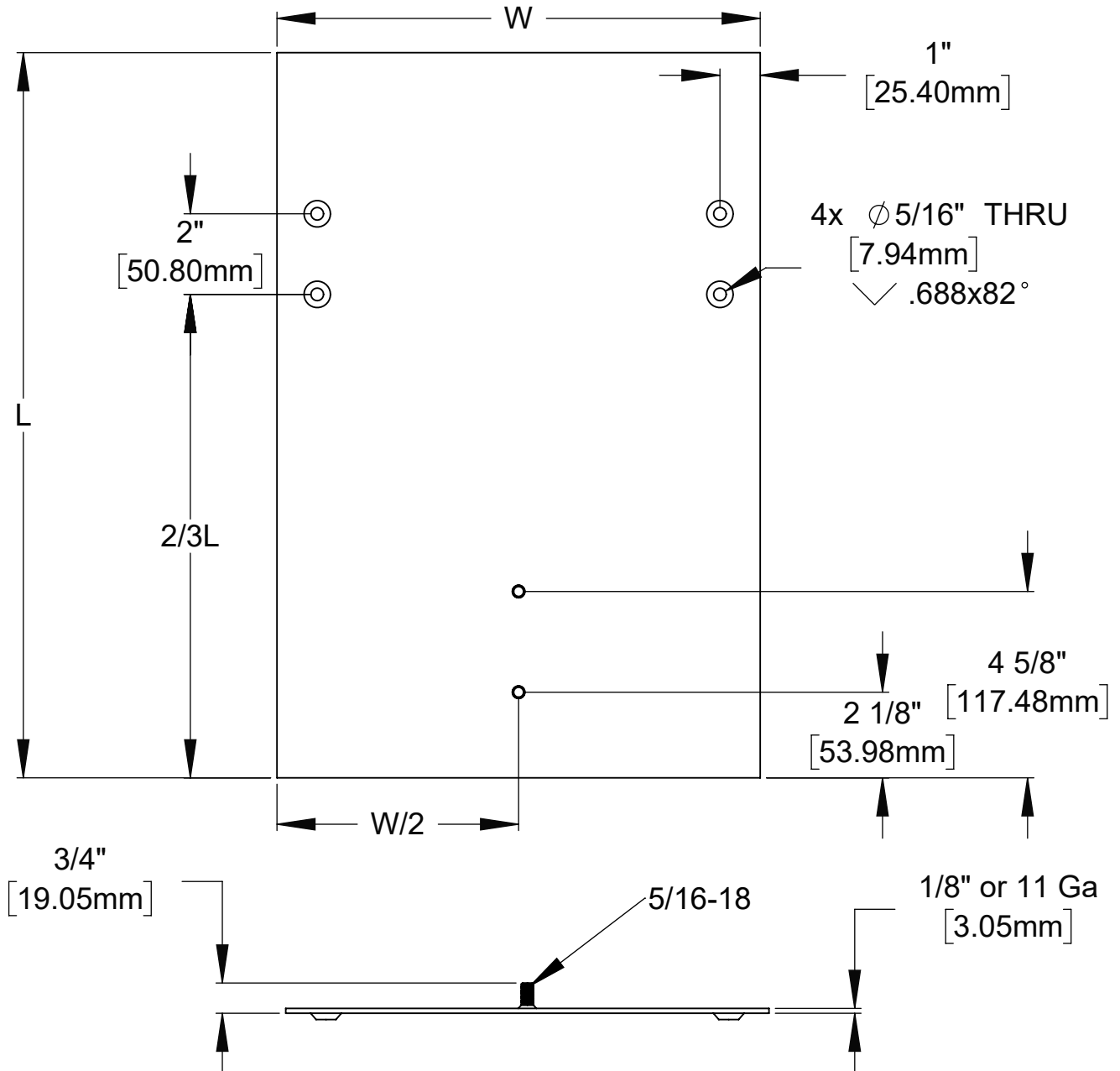
289 Harrel Street
Morrisville, VT 05661
Phone: 1.888.766.4273
Fax: 1.888.766.9994

Scale: 1:4

1/5/2022

Cut Sheet - BASE 8x12 OR LARGER-200

1. Installation to be completed in accordance with manufacturer's written specifications and installation instructions.
2. See spec sheet or contact manufacturer for detailed material, finishes, and configuration options.
3. Contact manufacturer for detailed layout.
4. Do not scale drawings.
5. Subject to change without notice.
6. For patent information, visit our [Patent Page](#).



Note: Specify Length (L) and Width (W)

Note: Tolerance +/- 1/16"



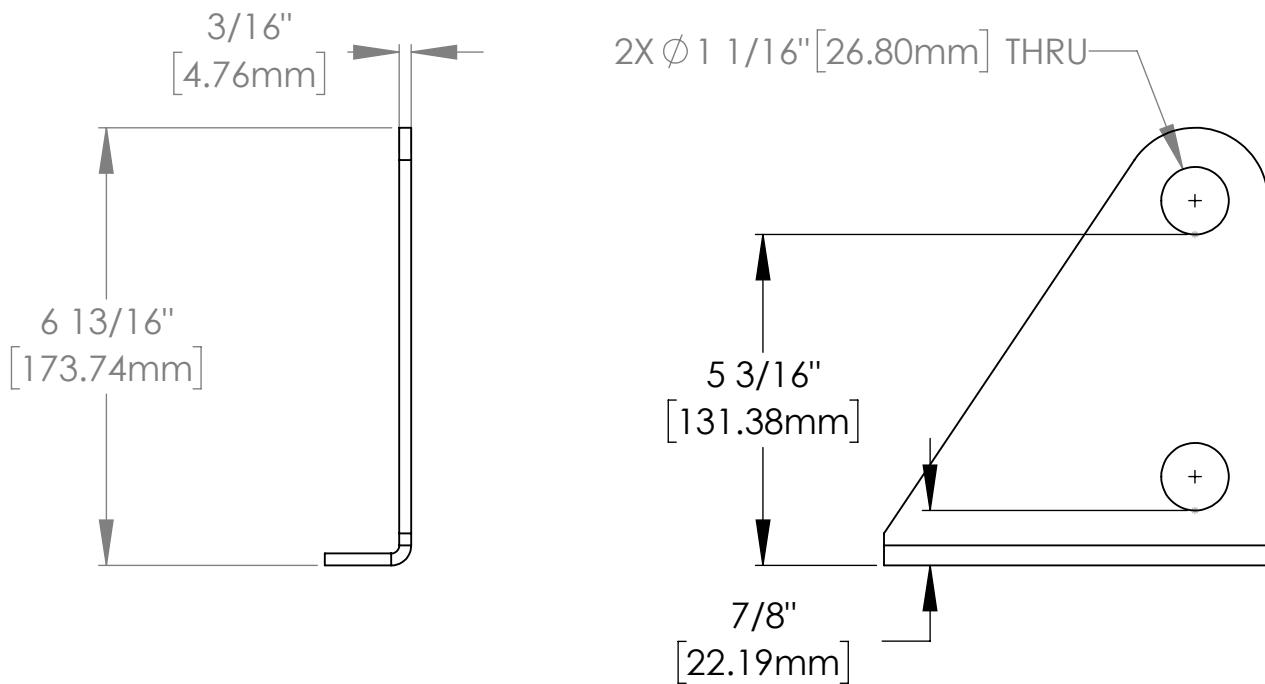
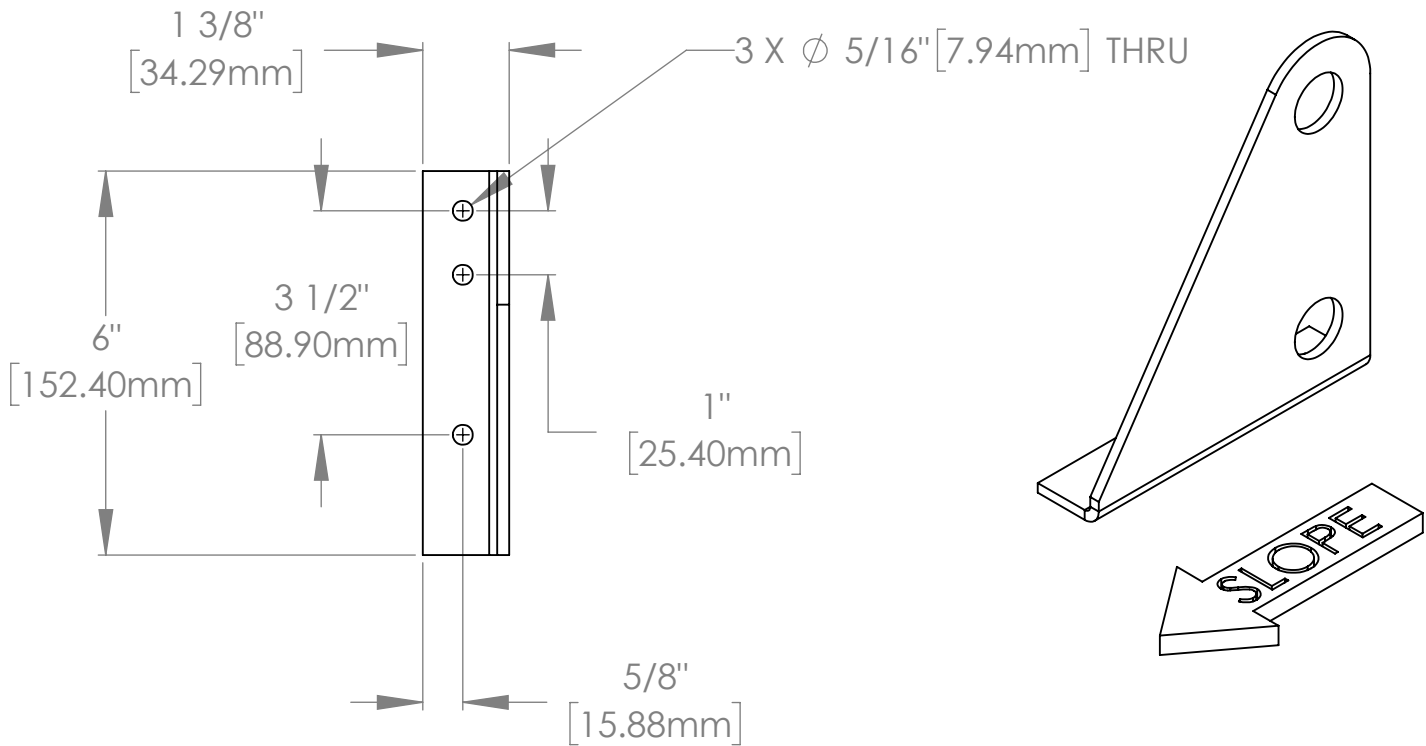
289 Harrel Street
Morrisville, VT 05661
Phone: 1.888.766.4273
Fax: 1.888.766.9994
Email: Info@alpinesnowguards.com

Scale: 1:4

12/27/2022

Cut Sheet - PP314H2 (ALL MATERIALS)

1. Installation to be completed in accordance with manufacturer's written specifications and installation instructions.
2. See spec sheet or contact manufacturer for detailed material, finishes, and configuration options.
3. Contact manufacturer for detailed layout.
4. Do not scale drawings.
5. Subject to change without notice.



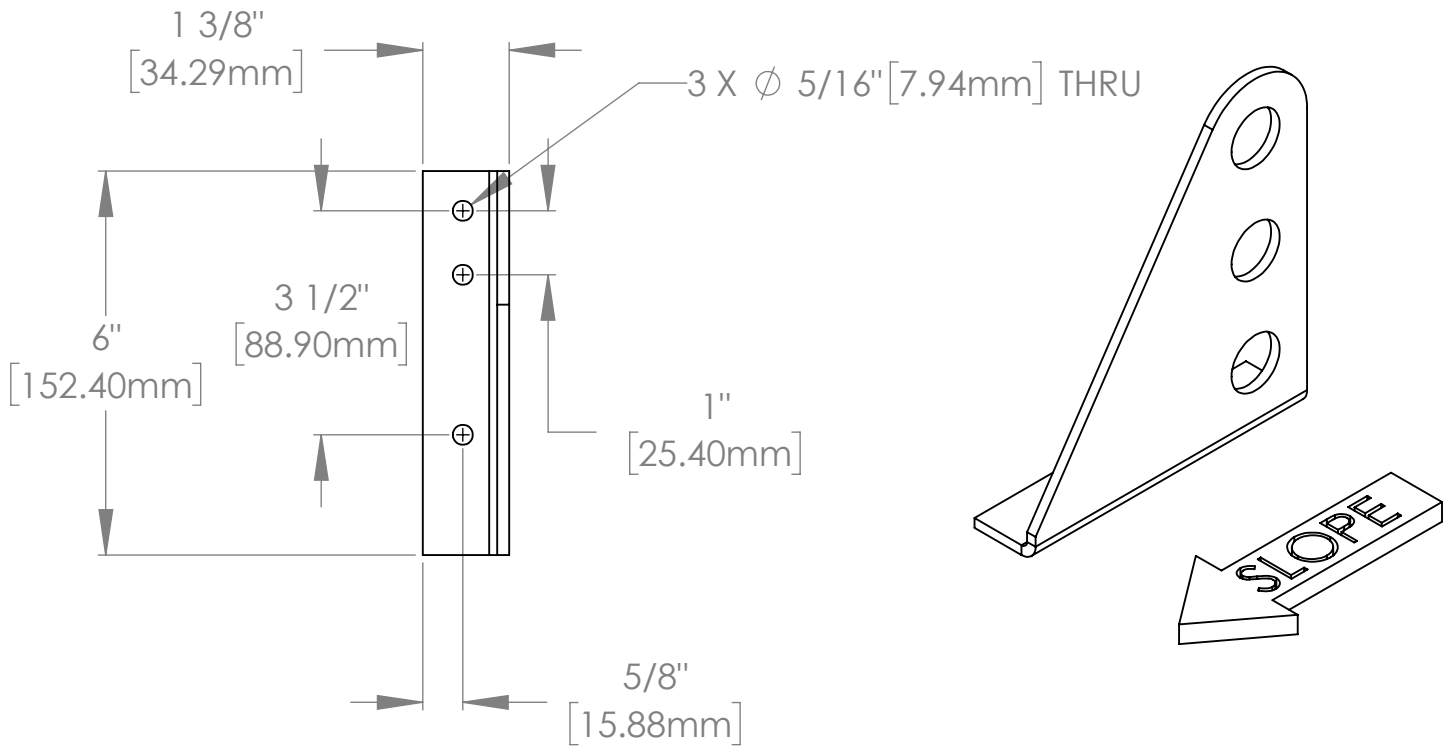
289 Harrel Street
Morrisville, VT 05661
Phone: 1.888.766.4273
Fax: 1.888.766.9994
Email: Info@alpinesnowguards.com

Scale: 1:3

1/4/2022

Cut Sheet - PP314H3 (ALL MATERIALS)

1. Installation to be completed in accordance with manufacturer's written specifications and installation instructions.
2. See spec sheet or contact manufacturer for detailed material, finishes, and configuration options.
3. Contact manufacturer for detailed layout.
4. Do not scale drawings.
5. Subject to change without notice.



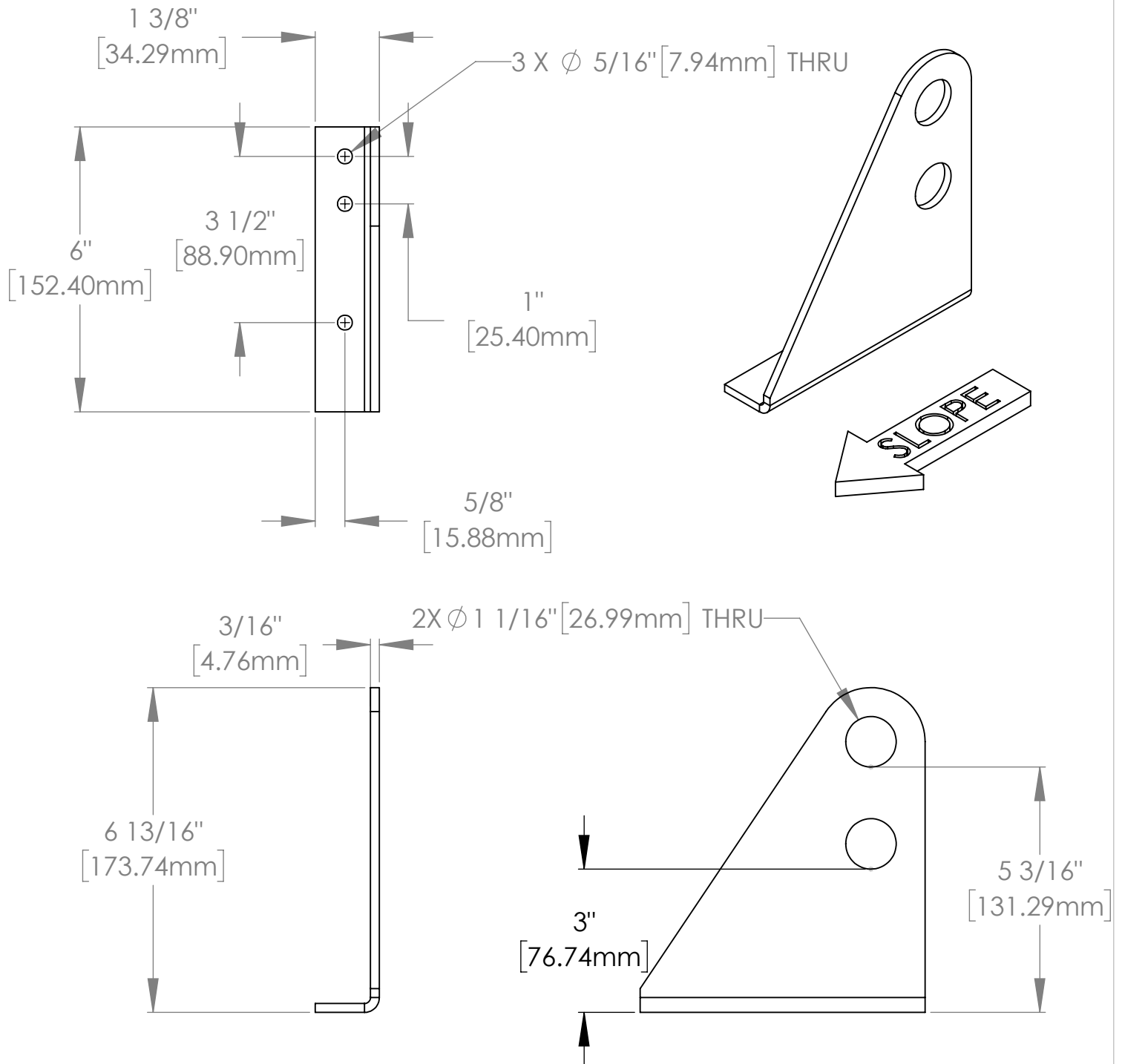
289 Harrel Street
 Morrisville, VT 05661
 Phone: 1.888.766.4273
 Fax: 1.888.766.9994
 Email: Info@alpinesnowguards.com

Scale: 1:3

1/3/2022

Cut Sheet - PP314HI2 (ALL MATERIALS)

1. Installation to be completed in accordance with manufacturer's written specifications and installation instructions.
2. See spec sheet or contact manufacturer for detailed material, finishes, and configuration options.
3. Contact manufacturer for detailed layout.
4. Do not scale drawings.
5. Subject to change without notice.



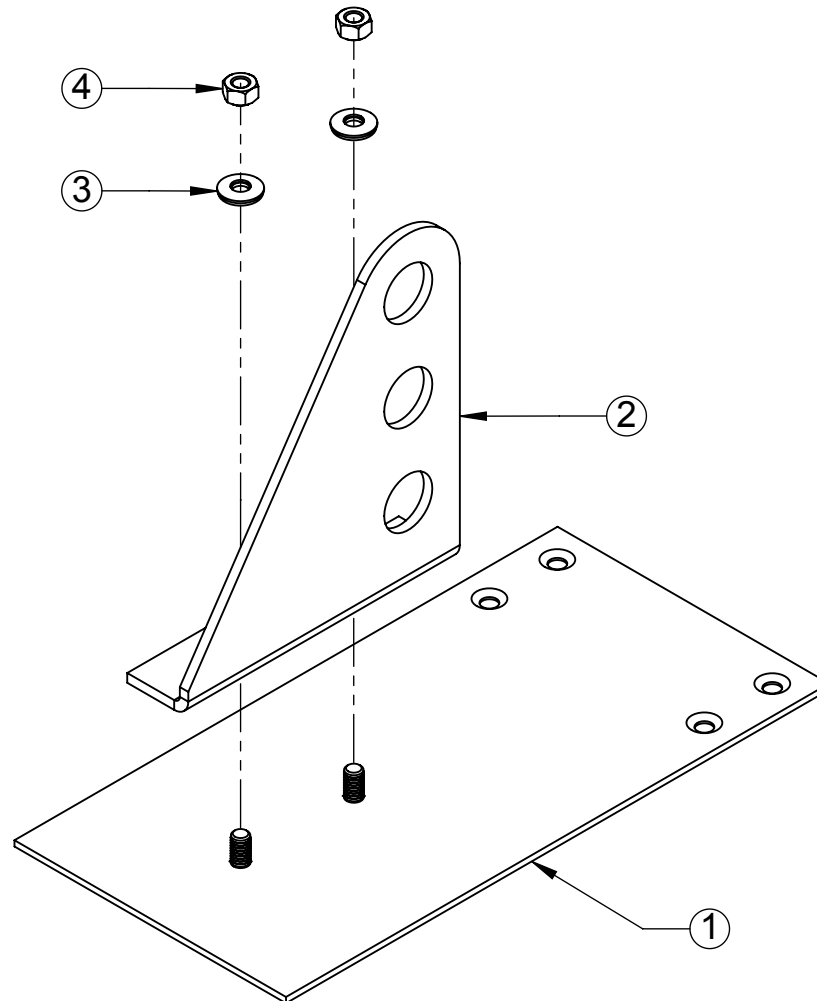
289 Harrel Street
Morrisville, VT 05661
Phone: 1.888.766.4273
Fax: 1.888.766.9994
Email: Info@alpinesnowguards.com

Scale: 1:3

1/4/2022

Assembly Sheet - PP325 (ALL CONFIGURATIONS / MATERIALS 6"X12")

1. Installation to be completed in accordance with manufacturer's written specifications and installation instructions.
2. See spec sheet or contact manufacturer for detailed material, finishes, and configuration options.
3. Contact manufacturer for detailed layout.
4. Do not scale drawings.
5. Subject to change without notice.



ITEM NO.	PART CODE	DESCRIPTION	QTY
1	BASE-200	200 BASE PLATE	1
2	PP314 BRACKET	314 2,3, OR HI PP BRACKET	1
3	W-NEO SS-.313-18	SS NEO WASHER .313 ID	2
4	N-HX SS-.313-18	SS HEX NUT .313-18	2



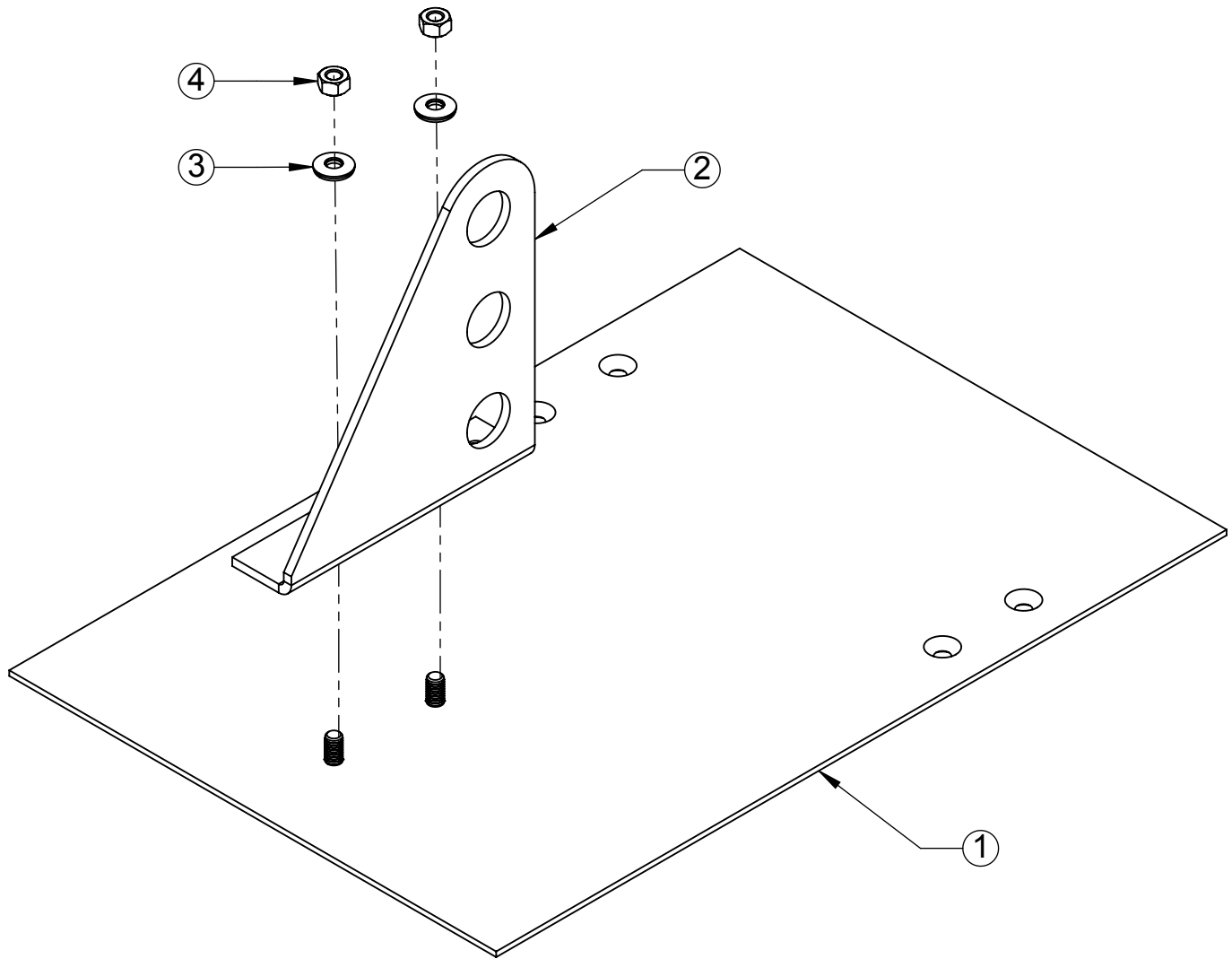
289 Harrel Street
Morrisville, VT 05661
Phone: 1.888.766.4273
Fax: 1.888.766.9994

Scale: 1:3

12/28/2017

Assembly Sheet - PP325 (ALL CONFIGURATIONS / MATERIALS 8"X12" OR LARGER)

1. Installation to be completed in accordance with manufacturer's written specifications and installation instructions.
2. See spec sheet or contact manufacturer for detailed material, finishes, and configuration options.
3. Contact manufacturer for detailed layout.
4. Do not scale drawings.
5. Subject to change without notice.



ITEM NO.	PART CODE	DESCRIPTION	QTY
1	BASE-200	200 BASE PLATE	1
2	PP314 BRACKET	315 2,3, OR HI PP BRACKET	1
3	W-NEO SS-.313	SS NEO WASHER .313 ID	2
4	N-HX SS-.313-18	SS HEX NUT .313-18	2



289 Harrel Street
Morrisville, VT 05661
Phone: 1.888.766.4273
Fax: 1.888.766.9994

Scale: 1:3

12/28/2017



PP325 Pipe-Style Snow Guard Specification Sheet

PART 1 – GENERAL

1.1 SUMMARY

A. WORK INCLUDES

1. PP325 Snow guard that attaches directly to roof deck.
2. Coordinate with installation of roof to assure proper placement of snow guards.
3. Provide appropriate snow guard and fasteners for roof system

B. RELATED SECTIONS

1. Section 07600: Flashing and Sheet Metal. MasterFormat 2004 07 60 00
2. Division 7: Thermal and Moisture Protection.

1.2 SYSTEM DESCRIPTION

A. COMPONENTS

1. PP325 Snow guard system consists of snow guard bracket and base plate with (2) stainless steel nuts and (2) bonded stainless steel and EPDM washers.
2. PP75, tubing (Snow Fence).
3. Couplings.
 - a. PP84, external
 - b. PP86, internal
4. PP56, end caps.
5. PP65, end collars.
6. PP95, ice flags, optional.
7. PP98, ice screen.
8. Fasteners
 - a. To be of metal compatible with snow guards.
 - b. Fasteners should be selected for compatibility with roof deck.
 - c. Fastener strength should exceed or be equal to that of snow guard system.

B. DESIGN REQUIREMENTS

1. Spacing to be recommended by manufacturer or building engineer.
2. Install a minimum of (4) fasteners per snow guard.
3. It is important to design new structures or assess existing structures to make sure they can withstand retained snow loads

1.3 SUBMITTAL

- A. Submit manufacturer's specifications, standard detail drawings, installation instructions, and recommended layout.

1.4 QUALITY ASSURANCE

- A. Installer to be experienced in installation of specified roofing material and snow guards for not less than 5 years in the area of the project.

1.5 DELIVERY / STORAGE / HANDLING

- A. Inspect material upon delivery and order replacements for any missing or defective items. Keep material dry, covered and off the ground until installed.



PP325 Pipe-Style Snow Guard Specification Sheet

PART 2 – PRODUCTS

2.1 MANUFACTURER

A. Alpine SnowGuards®, a Division of Vermont Slate & Copper Services, Inc.
289 Harrel St., Morrisville, VT 05661 | 888-766-4273 | www.alpinesnowguards.com

2.2 MATERIALS

A. Snow guard bracket (choose one)

1. 3/16" thick 5000 Series Aluminum.
2. 1/8" thick 304 Stainless.
3. 1/8" thick 260 Brass.

B. Base Plate – 11-gauge 304 stainless steel with (2) 5/16" 304 stainless steel machine screws welded into countersinks.

C. PP75, tubing (choose one)

1. Aluminum – 6000 Series, 1" outside diameter and .120" wall thickness, extruded.
2. Stainless Steel – 304 alloy, same dimensions as aluminum, welded.
3. Brass – 272 alloy 1" outside diameter and 1/8" wall thickness; 330 alloy upon request.

D. PP84 and PP86, external and internal couplings (choose one)

1. Aluminum – 6000 Series
 - a. Internal and concealed coupling 3" long.
 - b. External and exposed coupling which can also serve as a 5" long expansion mechanism .
2. Stainless Steel – 304 Series
 - a. Internal and concealed coupling 3" long.
 - b. External and exposed coupling which can also serve as a 5' long expansion mechanism.
3. Brass – 300 Series
 - a. Internal and concealed coupling 3" long.
 - b. C230 external and exposed coupling which can also serve as a 5" long expansion mechanism.

E. PP56, end caps (choose one)

1. 304 Stainless Steel.
2. Brass Plated Stainless Steel.

F. PP65, end collars (choose one)

1. 6000 Series Aluminum.
2. 304 Stainless Steel.
3. C230 Brass.

G. PP95, ice flags, optional, (choose one)

1. 6000 Series Aluminum 3" wide x length
2. 304 Stainless Steel.
3. 260 Brass.

H. Ice Screen (choose one)

1. 304 Stainless Steel.
2. 260 Brass.

I. Fasteners (can be purchased from others) to be compatible with chosen roof application and meet specified pull-out values as shown in load test data.



PP325 Pipe-Style Snow Guard Specification Sheet

2.3 FINISH (choose one)

- A. Mill Finish – standard
- B. Powder Coated – available at additional cost

PART 3 – EXECUTION

3.1 EXAMINATION

A. Substrate

1. Inspect structure on which snow guard system is to be installed and verify it will withstand any additional loading that it may incur. Notify general contractor of any deficiencies before installing Alpine SnowGuards' products.
2. Verify roofing material has been installed correctly prior to installing snow guards.

3.2 INSTALLATION

- A. Comply with architectural drawings and snow guard manufacturer's recommendations for location of system. Comply with manufacturer's written installation instructions for installation and layout.

Document Version 04.28.2021
07 72 53 Snow Guards



PP325 Snow Guard Installation Instructions for Composition Shingle

ROOF TYPES

- Composition Shingle

1. Base Plate

Base plate is a flat stainless steel piece with (2) threaded studs.

Bracket comes riveted to base plate in brass variation.

- A. Base plate is 12" long and 6" wide.
- B. Install the base plate in roof assembly such that butt of base plate lies on top of a shingle and rests aligned with butt of shingle.
- C. Fasten base plate to roof deck using a minimum of (4) fasteners.
- D. Strip in the top portion of the base plate (the portion that will be concealed below next course of shingles) using material such as ice and water shield.
- E. Continue installing shingles around and over base plate.
- F. Consult with an engineer, snow guard manufacturer or fastener company to determine the fastener required for attaching the base plate to the substructure.
- G. Install Pipes, Couplings, End Caps and End Collars (refer to Pipe Style Installation Instructions). Ice Flags are optional.

SNOW GUARD LAYOUT FOR PIPE STYLE BRACKETS

- Contact Alpine SnowGuards for detailed layout.
- Do not install runs of snow retention bar more than 100 feet long without a break to allow for thermal expansion.
- First row of snow guards are installed above outer most wall or support of the building.

Document version 09.10.2021
Snow Guards 07 72 53



PP325 Snow Guard Installation Instructions for Slate, Synthetic, Shake & Flat Tile

ROOF TYPES

- New / Existing Slate
- New / Existing Synthetic Slate
- New / Existing Cedar Shingle
- New / Existing Flat Tile

1. Base Plate

Base plate is flat stainless-steel piece with (2) threaded studs.
Bracket comes riveted to base plate in brass variation

A. Base plate will be same length as a shingle and will replace a slate, synthetic slate or cedar shingle.

B. Install base plate in roof assembly such that it replaces a slate, synthetic slate or cedar shingle.

C. Fasten base plate to roof deck using a minimum of (4) fasteners.

D. Continue installing a slate, synthetic slate, or cedar shingles around and over base plate.

E. Consult with an engineer, snow guard manufacturer or fastener company to determine the fastener required for attaching base plate to substructure.

2. Locking Collars, End Caps, and Ice Flags (optional)

A. Locking collars (PP65) should be placed over each end of each line of tubing.

Note: You will have to stagger collars from outside to inside on 3 pipe styles.
Center tubing on snow guards and tighten set screw on collar until it no longer slips.

B. PP56, end caps are installed by pressing cap into end of pipe.

C. PP95, ice flags, optional. If used, should be placed over top tube so that long leg rests against uphill side of tubes. Use bolt and nut to hold ice flag in position.

SNOW GUARD LAYOUT FOR PIPE STYLE BRACKETS

- Contact Alpine SnowGuards for detailed layout.
- Do not install runs of snow retention bar more than 100 feet long without a break to allow for thermal expansion.
- First row of snow guards are installed above outer most wall or support of the building.

Document version 08.10.2021
Snow Guards 07 72 53



Snow Guard Maintenance

Our snow guards must be inspected annually. Any defects or damage in materials and/or workmanship must be reported to Alpine SnowGuards immediately. Seller will not be responsible for snow guard systems that have not been properly maintained.

- Ensure snow guard brackets, accessories & components are intact, have not been displaced, and show no signs of damage or wear.
- Inspect fasteners into roof deck.
- Inspect snow guard-related waterproofing and replace or repair where necessary to ensure roof integrity.
- Snow accumulation on roofs and rooftop solar panels must be removed to avoid damage to the roof or panels, the building structure, and anything below. Heavy snowfalls, drifting, and the gradual accumulation of snow and ice can lead to less-than-ideal snow guard performance.
- Check each clamp set screw with a torque wrench to ensure proper fastening has been maintained (clamp-to-seam models).
- Inspect sealant, tape, and adhesive. Remove and replace as needed.

Document Version 04.15.24

TIGER Drylac®

ral colors

exterior powder coatings



TIGER Drylac®
Powder Coatings

series 49

Weather Resistant TGIC Polyester Powder Coatings for Exterior and Interior Applications

Features: Good weather resistance, good mechanical properties, very smooth flow, good storage stability, good coverage

Gloss Level: All colors featured in this chart are available as standard products in smooth glossy with a gloss level of 80-90+ (gloss level according to Garner 60 deg., ASTM D 523).

Typical Applications: Residential windows and doors, garden equipment, patio furniture, automotive accessories, bicycles, motorcycles, sporting goods.

Standard Packaging: 55 lb boxes or 5 lb mini packs

Datasheets: Periodically updated datasheets, showing cure parameters, test results, pre-treatment information and more are available for all products in this chart. Please contact your local TIGER Drylac office or visit www.tigerdrylac.com for the most current edition.



All Series 49 (custom and stock) products, made in the US or Canada are periodically re-certified and carry the UL (Underwriter Laboratories) Recognized Component mark. This UL mark is for all equipment and products intended for the US and Canadian market.

series 38

Highly Weather- and UV-Resistant Powder Coatings based on Super Durable TGIC Polyester for Exterior and Interior Applications

Features: Superior gloss and color retention, excellent weather resistance, good mechanical properties, superior chalk resistance, smooth flow, excellent edge coverage, good storage stability. AAMA 2604-05 conforming.

Gloss Level: All colors featured in this chart are available as standard products in smooth glossy with a gloss level of 80-90 (gloss level according to Gardner 60 deg., ASTM D 523).

Typical Applications: Agricultural and construction equipment, bus shelters, lighting fixtures, playground equipment, site furnishings, garage doors, stadium seating, fencing, automotive equipment, and marine applications.

Standard Packaging: 44 lb boxes and 5 lb mini packs

Datasheets: Periodically updated datasheets, showing cure parameters, test results, pre-treatment information and more are available for all products in this chart. Please contact your local TIGER Drylac office or visit www.tigerdrylac.com for the most current edition.

RAL colors not available: Due to pigmentation a small percentage of colors in the yellow, orange, red and purple range offer only limited UV stability and are therefore not available.

More standard Series 38 products: For additional architectural mattes, glossy and metallic products please see our Series 38 Super Durable Powder Coatings brochure.

Custom colors: Custom colors not shown in this brochure can be custom made in 7 to 10 days. Due to pigmentation some colors in the yellow, orange, red and purple range offer only limited UV stability. UV stability of custom colors in that color range must be verified by our production laboratories on a case by case basis.

TIGER Drylac continues to offer the largest product selection in the powder coating industry. For additional standard products and innovative powder coating solutions please see our numerous other brochures including:

TIGER Drylac Metallic

TIGER Drylac Special Effect

TIGER Drylac Essentials

TIGER Drylac Specialties

TIGER Drylac Series 38 Super Durable

TIGER Drylac Anti-Graffiti

TIGER Drylac Series 58 Super Durable
(for approved applicators only)

TIGER Drylac Series 75 Fluoropolymer
(for approved applicators only)

TIGER Drylac Wood

Specifying TIGER Drylac products

In order to eliminate possible errors in specifying our products, we recommend using the full product number rather than specifying the RAL number only. This product number not only describes the Series/Chemistry, but also the exact color, finish and sheen.

Please check with your local TIGER Drylac office or representative for assistance with specifications and suitability issues.

RAL

Having gained worldwide acceptance over the last few decades, the RAL is the most popular Central European Color Standard used today.

The RAL colors in this chart have been matched as closely as possible. Color chart production methods and influence from heat and light may account for slight color deviation from the actual RAL Standard. This chart therefore can not serve as a standard for RAL color production and is to be used as a guide for color planning and specification only.

To aid in final product selection please contact your regional Tiger Drylac location for a powder coated Q-Panel of the product of your choice.

Product Code Matrix

3 8 / 3 0 0 2 5



Chemistry






































































09 Polyester/Epoxy Hybrid
16 Acrylic Hybrid
28 Super Durable Polyester
TGIC (for approved applicators only)
39 Polyester TGIC
44 Polyurethane
49 Polyester TGIC
59 Polyester TGIC-Free
69 Epoxy
75 Fluoropolymer
(for approved applicators only)
89 Polyester/Epoxy Hybrid,
Low/Fast Cure



Color Group (starting with)

1 White
2 Yellow / Orange
3 Red
4 Blue
5 Green
6 Brown
7 Grey
8 Black
9 Metallic

					
RAL 1000 49/15200 38/15000	RAL 1015 49/15320 38/15015	RAL 1033 49/22240	RAL 2012 49/24690	RAL 3014 49/31080	RAL 4004 49/31020 38/30024
					
RAL 1001 49/15190 38/15001	RAL 1016 49/22520 38/20016	RAL 1034 49/23910	RAL 3000 49/33120 38/30000	RAL 3015 49/33670	RAL 4005 49/42780
					
RAL 1002 49/22590 38/20002	RAL 1017 49/22510 38/20017	RAL 1037 49/20096	RAL 3001 49/31120 38/30001	RAL 3016 49/31980 38/30016	RAL 4006 49/32090
					
RAL 1003 49/22580	RAL 1018 49/21830 38/20018	RAL 2000 49/24570	RAL 3002 49/31110 38/30002	RAL 3017 49/31060	RAL 4007 49/32540 38/30025
					
RAL 1004 49/22570 38/20004	RAL 1019 49/13660 38/15019	RAL 2001 49/24560 38/23170	RAL 3003 49/31100 38/30003	RAL 3018 49/31050	RAL 4008 49/32280
					
RAL 1005 49/22560 38/20005	RAL 1020 49/22500 38/20020	RAL 2002 49/24550 38/25002	RAL 3004 49/33900 38/30004	RAL 3020 49/31040 38/30021	RAL 4009 49/34740
					
RAL 1006 49/22550 38/20006	RAL 1021 49/22280 38/20021	RAL 2003 49/24540	RAL 3005 49/31900 38/30005	RAL 3022 49/33700	RAL 4010 49/40490
					
RAL 1007 49/22540	RAL 1023 49/22490 38/20023	RAL 2004 49/24530	RAL 3007 49/31910 38/30007	RAL 3027 49/33660	RAL 5000 49/42200 38/40000
					
RAL 1011 49/15180 38/15011	RAL 1024 49/22480 38/20024	RAL 2008 49/24340	RAL 3009 49/31920 38/30009	RAL 3031 49/34730 38/30031	RAL 5001 49/42210 38/40001
					
RAL 1012 49/22530 38/20012	RAL 1027 49/22470 38/20027	RAL 2009 49/24360	RAL 3011 49/31090 38/30011	RAL 4001 49/43160	RAL 5002 49/42220 38/40002
					
RAL 1013 49/11280 38/10013	RAL 1028 49/22460	RAL 2010 49/24520 38/25001	RAL 3012 49/31940 38/30012	RAL 4002 49/31030 38/30008	RAL 5003 49/42230 38/40003
					
RAL 1014 49/15170 38/15014	RAL 1032 49/22450 38/20032	RAL 2011 49/24580	RAL 3013 49/31950 38/30013	RAL 4003 49/32270	RAL 5004 49/42240 38/40004

					
RAL 5005 49/43190 38/40010	RAL 5019 49/42360 38/40019	RAL 6006 49/52870 38/50006	RAL 6016 49/51020 38/50016	RAL 6027 49/50990 38/50027	RAL 7006 49/72580 38/70006
					
RAL 5007 49/42250 38/40007	RAL 5020 49/44270 38/40018	RAL 6007 49/52860 38/50007	RAL 6017 49/52780 38/50017	RAL 6028 49/52650 38/50028	RAL 7008 49/72570 38/70008
					
RAL 5008 49/42260 38/40008	RAL 5021 49/41190 38/40021	RAL 6008 49/53240 38/50008	RAL 6018 49/52720 38/50018	RAL 6029 49/52640 38/50029	RAL 7009 49/72770 38/70009
					
RAL 5009 49/42270 38/40009	RAL 5022 49/42390 38/40022	RAL 6009 49/52840 38/50009	RAL 6019 49/51000 38/50019	RAL 6032 49/52630 38/50032	RAL 7010 49/72560 38/70014
					
RAL 5010 49/42280 38/40016	RAL 5023 49/44650 38/40023			RAL 6033 49/55010 38/50033	RAL 7011 49/72790 38/70011
					
RAL 5011 49/43180 38/40011	RAL 5024 49/44660 38/40024			RAL 6034 49/55020 38/50034	RAL 7012 49/71180 38/70012
					
RAL 5012 49/43170 38/40012	RAL 6000 49/53160 38/50000	RAL 6010 49/52830 38/50031	RAL 6020 49/52710 38/50020	RAL 7000 49/72700 38/70000	RAL 7013 49/72550 38/70013
					
RAL 5013 49/42310 38/40013	RAL 6001 49/52900 38/50005	RAL 6011 49/52820 38/50011	RAL 6021 49/52700 38/50021	RAL 7001 49/72710 38/70003	RAL 7015 49/72820 38/70015
					
RAL 5014 49/42320 38/40014	RAL 6002 49/52890 38/50023	RAL 6012 49/51540 38/50012	RAL 6022 49/52690 38/50022	RAL 7002 49/72720 38/70007	RAL 7016 49/72830 38/70016
					
RAL 5015 49/42330 38/40015	RAL 6003 49/52880 38/50003	RAL 6013 49/52810 38/50013	RAL 6024 49/52680 38/50024	RAL 7003 49/72600 38/70017	RAL 7021 49/72540 38/70021
					
RAL 5017 49/40760 38/40017	RAL 6004 49/50980 38/50004	RAL 6014 49/52800 38/50014	RAL 6025 49/52670 38/50025	RAL 7004 49/73300 38/70004	RAL 7022 49/72850 38/70022
					
RAL 5018 49/41140 38/40020	RAL 6005 49/50670 38/50002	RAL 6015 49/52790 38/50015	RAL 6026 49/52660 38/50026	RAL 7005 49/72590 38/70005	RAL 7023 49/72530 38/70023

			
RAL 7024 49/72870 38/70024	RAL 7040 49/75470 38/70046	RAL 8007 49/66120 38/60007	RAL 8025 49/66050 38/60025
			
RAL 7026 49/72880 38/70026	RAL 7042 49/73250 38/70042	RAL 8008 49/66110 38/60008	RAL 8028 49/66500 38/60028
			
RAL 7030 49/72890 38/70027	RAL 7043 49/72460 38/70043	RAL 8011 49/66100 38/60011	RAL 9001 49/10016 38/10001
			
RAL 7031 49/72520 38/70031	RAL 7044 49/75480 38/70044	RAL 8012 49/66090 38/60012	RAL 9002 49/70520 38/10002
			
RAL 7032 49/72910 38/70001	RAL 7045 49/77890 38/70045	RAL 8014 49/65230 38/60010	RAL 9003 49/11400 38/10003
			
RAL 7033 49/72510 38/70033	RAL 7046 49/72010 38/70002	RAL 8015 49/63040 38/60015	RAL 9004 49/81950 38/80004
			
RAL 7034 49/72500 38/70034	RAL 7047 49/72020 38/70047	RAL 8016 49/66080 38/60016	RAL 9005 49/82830 38/80010
			
RAL 7035 49/73510 38/70035	RAL 8000 49/66170 38/60000	RAL 8017 49/65220 38/60017	RAL 9010 49/11500 38/10004
			
RAL 7036 49/72950 38/70036	RAL 8001 49/66160 38/60005	RAL 8019 49/65490 38/60019	RAL 9011 49/80540 38/80001
			
RAL 7037 49/72480 38/70037	RAL 8002 49/66150 38/60002	RAL 8022 49/63080 38/60022	RAL 9016 49/11340 38/10010
			
RAL 7038 49/72470 38/70038	RAL 8003 49/66140 38/60003	RAL 8023 49/66070 38/60023	RAL 9017 49/80550 38/80017
			
RAL 7039 49/71020 38/70039	RAL 8004 49/66130 38/60004	RAL 8024 49/66060 38/60024	RAL 9018 49/72490 38/10018

exterior

EUROPE**AUSTRIA**

TIGER Coatings GmbH & Co. KG
A-4600 Wels
phone +43 / (0)7242 / 400-0
fax +43 / (0)7242 / 650 08
office@tiger-coatings.com
www.tiger-coatings.com

BELGIUM

Mr. Eric Kun
B-3680 Maaseik
phone +32 / (0)497 / 41 57 97
fax +32 / (0)89 / 56 78 58
office.be@tiger-coatings.com

C&E Warehousing
B-3640 Kinrooi
phone +32 / (0)497 / 92 25 70
fax +32 / (0)89 / 56 78 58

BOSNIA & HERZEGOVINA

Klio d.o.o.
BiH-75300 Lukavac
phone +387 / 35 / 555 392
fax +387 / 35 / 553 256
office.bih@klio.hr

Klio 1
BiH-71210 Ilidža, Sarajevo
phone +387 / 33 / 626 621

BULGARIA

Deyacolor LTD
BG-1113 Sofia 13 post box no. 265
phone/fax +359 / 2 978 58 61
office@deyacolor.com

CROATIA

Klio d.o.o.
CRO-10360 Zagreb Sesvete
phone +385 / (0)1 / 200 90 41
fax +385 / (0)1 / 200 90 43
klio@klio.hr

CZECH REPUBLIC

TIGERLAK, s.r.o.
CZ-620 00 Brno
phone +420 / 545 429 110
fax +420 / 545 229 209
office.cz@tiger-coatings.com

DENMARK

Ms. Brigitte Pudor Gullev
DK-6200 Aabenraa
phone +45 / 73 62 13 23
mobil +45 / 21 20 45 20
fax +45 / 73 62 13 24
office.dk@tiger-coatings.com

FRANCE

TIGER S.A.R.L.
F-69480 Anse
phone +33 / (0)474 / 67 13 70
fax +33 / (0)474 / 67 10 42
office.fr@tiger-coatings.com

GERMANY

KLOZ Kunststofftechnik GmbH
D-70736 Fellbach-Oeffingen
phone +49 / (0)711 / 95 19 80 32
fax +49 / (0)711 / 518 07 50
info@kloz-kunststofftechnik.de

KLOZ Wickede
D-58739 Wickede-Ruhr
phone +49 / (0)2377 / 36 25
fax +49 / (0)2377 / 26 22

Jochen Hänel Handelsvertretung
D-65239 Hochheim a. M.-Süd
phone +49 / (0)6146 / 83 58 81
fax +49 / (0)6146 / 83 58 84
jhaenel@gmx.de

Boris Herrmann Handelsvertretung
D-44309 Dortmund
phone +49 / (0)231 / 25 70 12
fax +49 / (0)231 / 25 70 15
b.herrmann@tiger-coatings.com

Thomas Leitzke Handelsvertretung
D-47647 Kerken
phone +49 / (0)2833 / 57 39 32
fax +49 / (0)2833 / 57 39 33
t.leitzke@tiger-coatings.com

GREAT BRITAIN

TIGER COATINGS UK LTD
Solihull, West Midlands, B93 9EG
phone +44 / (0) 1564 778 866
fax +44 / (0) 1564 778 903
office.gb@tiger-coatings.com

HUNGARY

TIGERLAKK Kft.
H-1183 Budapest
phone +36 / 1 / 293 90 20
fax +36 / 1 / 297 45 49
office.hu@tiger-coatings.com

ITALY

TIGER Drylac Italia s.r.l.
I-24121 Bergamo
phone +39 / 035 / 417 39 67
fax +39 / 035 / 22 37 11
office.it@tiger-coatings.com

LITHUANIA, LATVIA

UAB „LAKMALIT“
LT-3000 Kaunas
phone +370 / 7 / 32 37 41, 32 34 95
fax +370 / 7 / 32 40 87
kaunas@lakmalit.lt

THE NETHERLANDS

Mr. Ben de Jong
NL-2133 GJ Hoofddorp
phone +31 / (0)6 / 419 956 80
fax +31 / (0)23 / 565 58 72
office.nl@tiger-coatings.com

POLAND

Tensor Consulting
PL-04512 Warszawa
phone +48 / (0)22 / 815 42 79
fax +48 / (0)22 / 815 42 79
ajelonek@tensor.com.pl

ROMANIA

SC TIGER Coatings Romania SRL
R-010631 Bucuresti
phone +40 / (0)21 / 314 77 37
fax +40 / (0)21 / 314 77 87
office.ro@tiger-coatings.com

RUSSIA

OOO TECHNOKOLOR-M
107370 Moscow, Russia
phone +007 / 495 / 966 75 08
fax +007 / 495 / 963 47 45
sales@technocolor.ru

SERBIA

Klio NS d.o.o.
SCG-21000 Novi Sad
phone +381 / 21 / 478 01 08
fax +381 / 21 / 641 00 40
office@klio.co.yu

SLOVAKIA

TIGERLAK Slovakia spol.s r.o.
SK-902 01 Pezinok
phone +421 / (0)33 / 640 00 71
fax +421 / (0)33 / 640 00 72
office.sk@tiger-coatings.com

SLOVENIA

T-Lotus d.o.o.
SLO-9240 Ljutomer
phone +386 / (0)2 / 583 18 79
fax +386 / (0)2 / 583 18 80
kontakt@t-lotus.si

SPAIN

TIGER Coatings GmbH & Co. KG
12001 Castellón - SPAIN
phone +34 / (0)664 / 328 449
fax +34 / (0)964 / 050 309
office.es@tiger-coatings.com

SWITZERLAND

FEYCO AG
CH-9430 St. Margrethen SG
phone +41 / (0)71 / 747 84 11
fax +41 / (0)71 / 747 85 10
info@feyco.ch

TURKEY

Enki İç ve Dis Tic. Paz. Dan. San. Tic. Ltd.Sti.
No: 26 Dk: 1Kadıköy-Istanbul
phone +90 / (0)216 / 467 38 57
fax +90 / (0)216 / 467 39 13
b.gurkan@tiger-coatings.com

UKRAINE

Interfarb - Ukraina
UA-79012 Lvov
phone/fax +380 / 322 / 40 23 11
phone/fax +380 / 322 / 97 10 76
interfarb@utel.net.ua

THE AMERICAS**ARGENTINA**

Glass + Partner S.A.
AR-1429 Buenos Aires
phone +54 / 114 / 541 70 58
fax +54 / 114 / 541 70 58
glasspartner@arnet.com.ar

BRAZIL

TIGER Drylac do Brasil Ltda.
13295-000 ITUPEVA SP
phone +55 / 11 / 44 96 53 27
fax +55 / 11 / 44 96 65 14
office.br@tiger-coatings.com

CANADA

ONTARIO: TIGER Drylac Canada Inc.
Guelph, Ontario, N1G 4P5
phone +1 / 519 / 766 47 81
fax +1 / 519 / 766 47 87
info@tigerdrylaccanada.com

QUEBEC: TIGER Drylac Canada Inc.
Anjou, Quebec H1E 1P2
phone +1 / 514 / 351 53 31
fax +1 / 514 / 351 40 15
tigerqc@microtec.net

CALGARY: TIGER Drylac Canada Inc.
Calgary, Alberta Canada T2E 6L7
phone +1 / 403 / 398 97 23
fax +1 / 403 / 398 97 25
info@tigerdrylac.ca

VANCOUVER: TIGER Drylac Canada Inc.
Delta, BC V3M 5P8
phone +1 / 604 / 540 97 26
fax +1 / 604 / 540 97 25
vancouver@tigerdrylaccanada.com

CHILE

TIGER Drylac de Chile Ltda.
San Ramon, Santiago de Chile
phone +56 / 2 / 511 56 59
fax +56 / 2 / 511 56 59
office.cl@tiger-coatings.com

MEXICO

TIGER Drylac MEXICO S.A. DE C.V.
Col. Santa Cruz Acatlan, Naucalpan
Edo. de Mexico C.P. 53150
phone +52 / 555 / 363 12 14
fax +52 / 555 / 363 17 39
mexico@tigerdrylac.com

U.S.A.

TIGER Drylac U.S.A., Inc. (HQ's)
Ontario, CA 91761
phone +1 / 909 / 930 91 00
fax +1 / 909 / 930 91 11
customerservicewest@tigerdrylac.com

TIGER Drylac U.S.A., Inc.
St. Charles, IL 60174
phone +1 / 630 / 513 99 99
fax +1 / 630 / 513 99 98
customerservicemw@tigerdrylac.com

TIGER Drylac U.S.A., Inc. (HQ's)
Reading, PA 19605
phone +1 / 610 / 926 81 48
fax +1 / 610 / 926 81 49
customerserviceeast@tigerdrylac.com

TIGER Drylac U.S.A., Inc.
Kennesaw, GA 30144
phone +1 / 770 / 218 24 90
fax +1 / 770 / 218 24 95
customerservice@tigerdrylac.com

TIGER Drylac U.S.A., Inc.
Arlington TX 76011
phone +1 / 817 / 277 79 95
fax +1 / 817 / 277 19 31
customerservicesouth@tigerdrylac.com

MIDDLE EAST**UNITED ARAB EMIRATES**

TIGER Coatings Middle East (FZE)
Sharjah
phone +971 / (0)6 / 559 06 23
fax +971 / (0)6 / 559 06 24
office.ae@tiger-coatings.com

ASIA**CHINA**

TIGER Drylac (Taicang) Co. Ltd.
Taicang, Jiangsu 215400
P.R. China
phone +86 / (0)512 / 53 56 06 19
fax +86 / (0)512 / 53 95 50 95
office.cn@tiger-coatings.com

TIGER Drylac Beijing Warehouse
Shibali dian Chaoyang, Beijing
P.R. China
phone +86 / (0)10 / 87 30 44 38
fax +86 / (0)10 / 67 70 35 04

TIGER Drylac Guangzhou Warehouse
Nancun town, Panyu Guangzhou
P.R. China
phone +86 / (0)20 / 84 59 29 01
fax +86 / (0)20 / 34 57 94 97

HONG KONG

TIGER Coatings Hong Kong Limited
Kowloon, Hong Kong
phone +852 / 27 81 55 82
fax +852 / 27 82 58 86
office.hk@tiger-coatings.com

INDIA

National Corporation
Bangalore-560 002, INDIA
phone +91 / (0)80 / 222 265 54
fax +91 / (0)80 / 222 148 00
rsachdev@vsnl.com

JAPAN

TIGER Drylac JAPAN K.K.
Kanagawa, 229-1135, JAPAN
phone +81 / (0)42 / 760 60 56
fax +81 / (0)42 / 760 60 57
office.jp@tiger-coatings.com

MALAYSIA

TIGER Drylac MALAYSIA Sdn. Bhd.
50250, Kuala Lumpur
phone +60 / (0)3 / 20 39 43 15
fax +60 / (0)3 / 20 31 83 59
office.my@tiger-coatings.com

SINGAPORE

TIGER Drylac SINGAPORE Pte. Ltd.
SINGAPORE 759196
phone +65 / 67 59 94 33
fax +65 / 67 59 94 36
office.sg@tiger-coatings.com

TAIWAN

Vigorousport Int. Co., Ltd.
Taichung, TAIWAN
phone +886 / (0)4 / 23 82 21 23
fax +886 / (0)4 / 23 82 21 11
office.tw@tiger-coatings.com

THAILAND

Grand Siam Commercial Co., Ltd.
Bangkok 10320
phone +66 / 2 / 691 62 74
fax +66 / 2 / 691 22 25
apichart@samart.co.th

VIETNAM

TIGER Drylac Vietnam Co., Ltd.
Binh Duong Province
phone +84 / 650 / 758 370
fax +84 / 650 / 758 371
office.vn@tiger-coatings.com

TIGER Drylac Ha Noi Warehouse
Ha Noi
phone +84 / 4 / 762 81 65
fax +84 / 4 / 762 81 64

