

# Cut Sheet - PP325H3 8X12 OR LARGER (ALL MATERIALS)

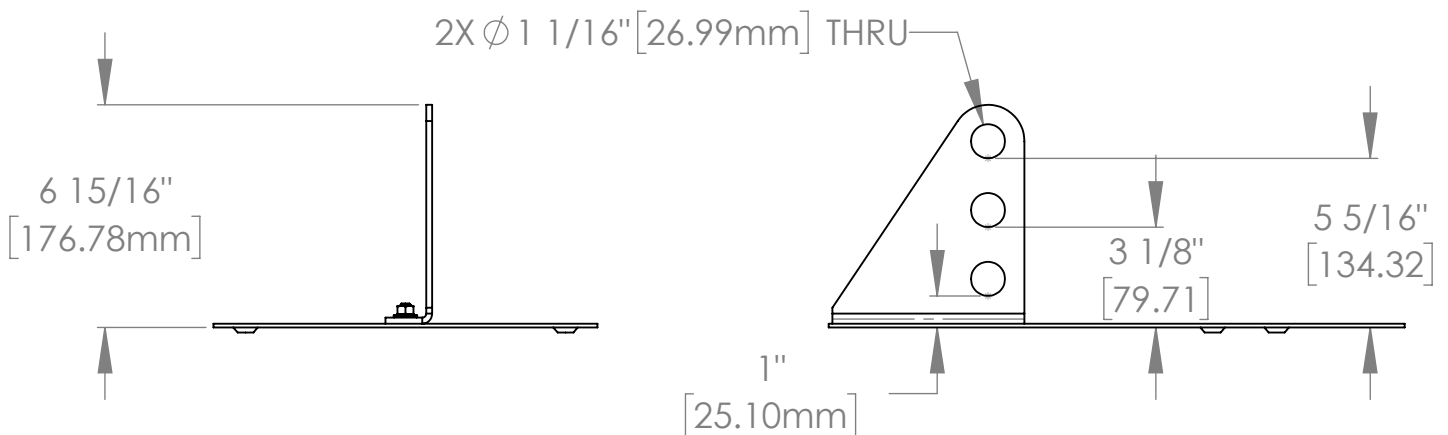
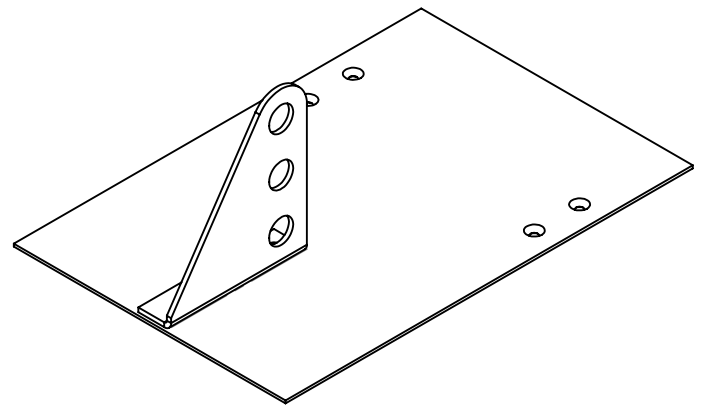
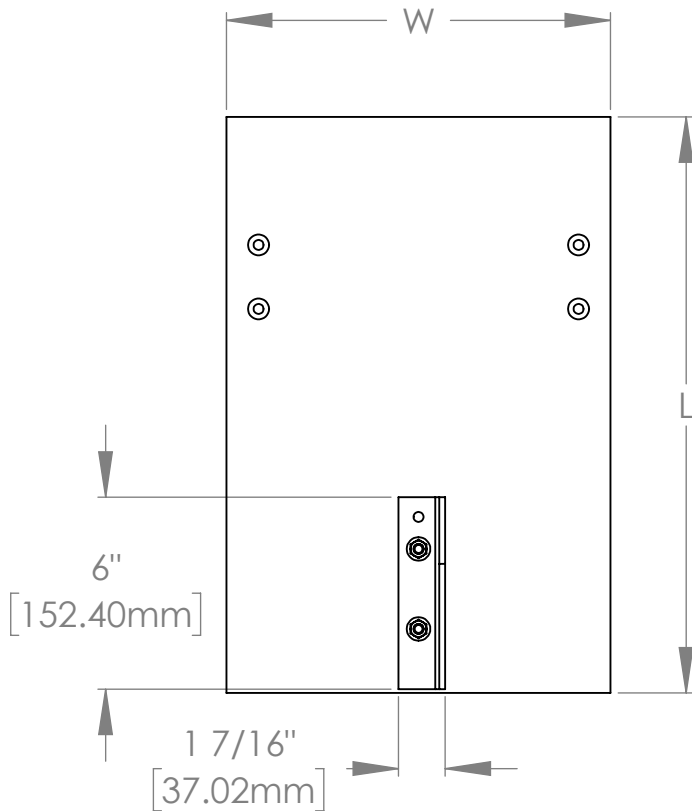
1. Installation to be completed in accordance with manufacturer's written specifications and installation instructions.
2. See spec sheet or contact manufacturer for detailed material, finishes, and configuration options.
3. Contact manufacturer for detailed layout.
4. Do not scale drawings.
5. Subject to change without notice.

## Available Materials

- |   |  |
|---|--|
| <input type="checkbox"/> Aluminum w/ Stainless Base Plate | <input type="checkbox"/> Brass w/ Stainless Base Plate |
| <input type="checkbox"/> Brass w/ Brass Base Plate        |  |

## Available Finishes

- |  |
|--|
| <input type="checkbox"/> Mill Finish                     |
| <input type="checkbox"/> RAL Tiger Drylac Powder Coating |
| Color Code: _____  |



**NOTE: Specify L and W to match slate size**



289 Harrel Street  
Morrisville, VT 05661  
Phone: 1.888.766.4273  
Fax: 1.888.766.9994

Scale: 1:6

1/5/2022