



## **ASG4000G-BR Pipe-Style Snow Guard Submittal Document Set**

### **ROOF TYPES**

- New / Existing Copper Standing Seam
- New / Existing Copper Single Lock, Double Lock, Snap Lock
- New / Existing Copper Bulb Standing Seam

ASG4000G-U-BR  
ASG4000G-U-BR  
ASG4000G-Z2-BR

### **AVAILABLE MATERIALS**


- Brass and Brass Accessories (AL)

### **AVAILABLE FINISHES**

- Brass

### **FEATURES/ADVANTAGES**

- Measures 4" L x 1 5/8" W x 5 5/16" H overall
- Utilizes oval-point set screws
- Configurations available for both vertical seams and horizontal seams
- Accepts 1" OD Pipe (Tubing)
- Compatible with the use of Ice Flags and Ice Screens
- Internal and External Couplings, End Collars and End Caps are available for this system
- Available in a multitude of RAL TIGER Drylac® Exterior Powder Coating colors
- Set screws will provide a secure attachment point without penetrating roofing materials
- Clamp-to-Seam technology will not void panel manufacturers warranties
- Ideal option for installing a pipe-style snow guard system to a metal standing seam roof



# Cut Sheet - ASG4000G-U-BR

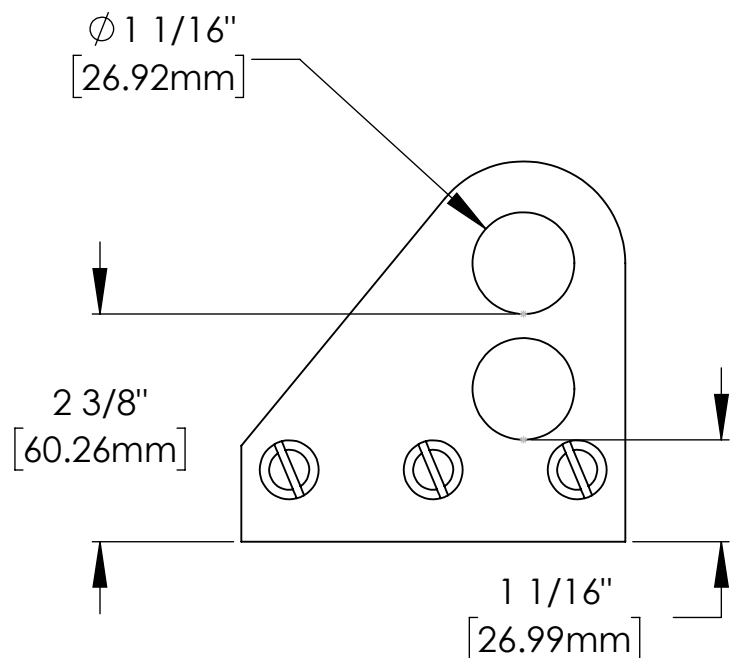
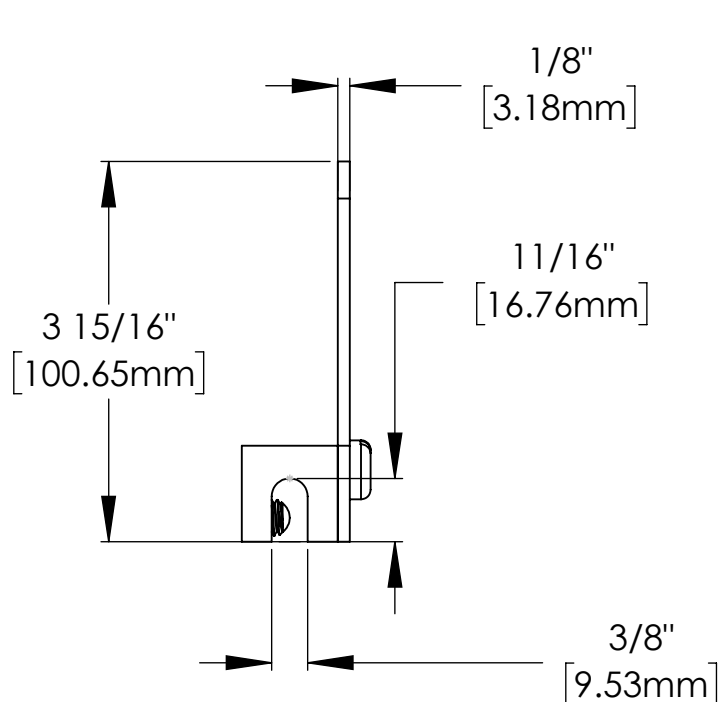
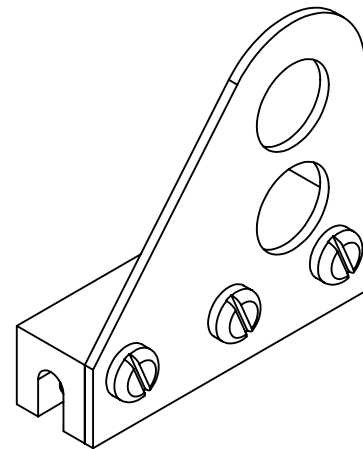
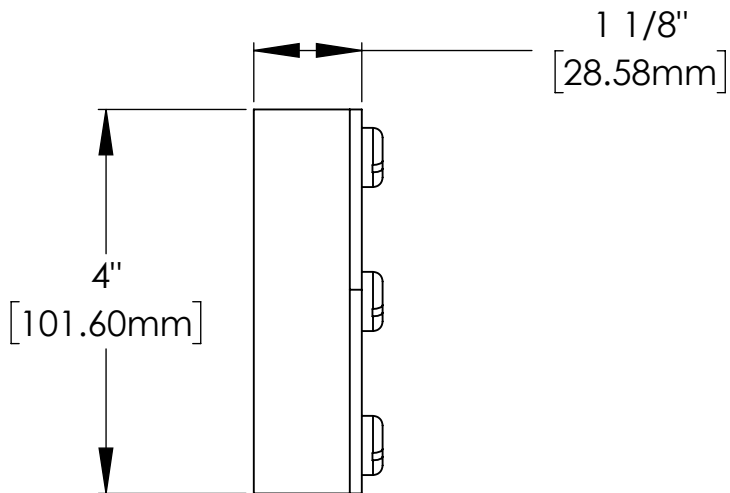
1. Installation to be completed in accordance with manufacturer's written specifications and installation instructions.
2. See spec sheet or contact manufacturer for detailed material, finishes, and configuration options.
3. Contact manufacturer for detailed layout.
4. Do not scale drawings.
5. Subject to change without notice.

I have verified that this clamp/bracket will fit the seam for this project.

Quote #: \_\_\_\_\_

Signature: \_\_\_\_\_ Date: \_\_\_\_\_

To confirm order, return signed cut sheet and sales quote.



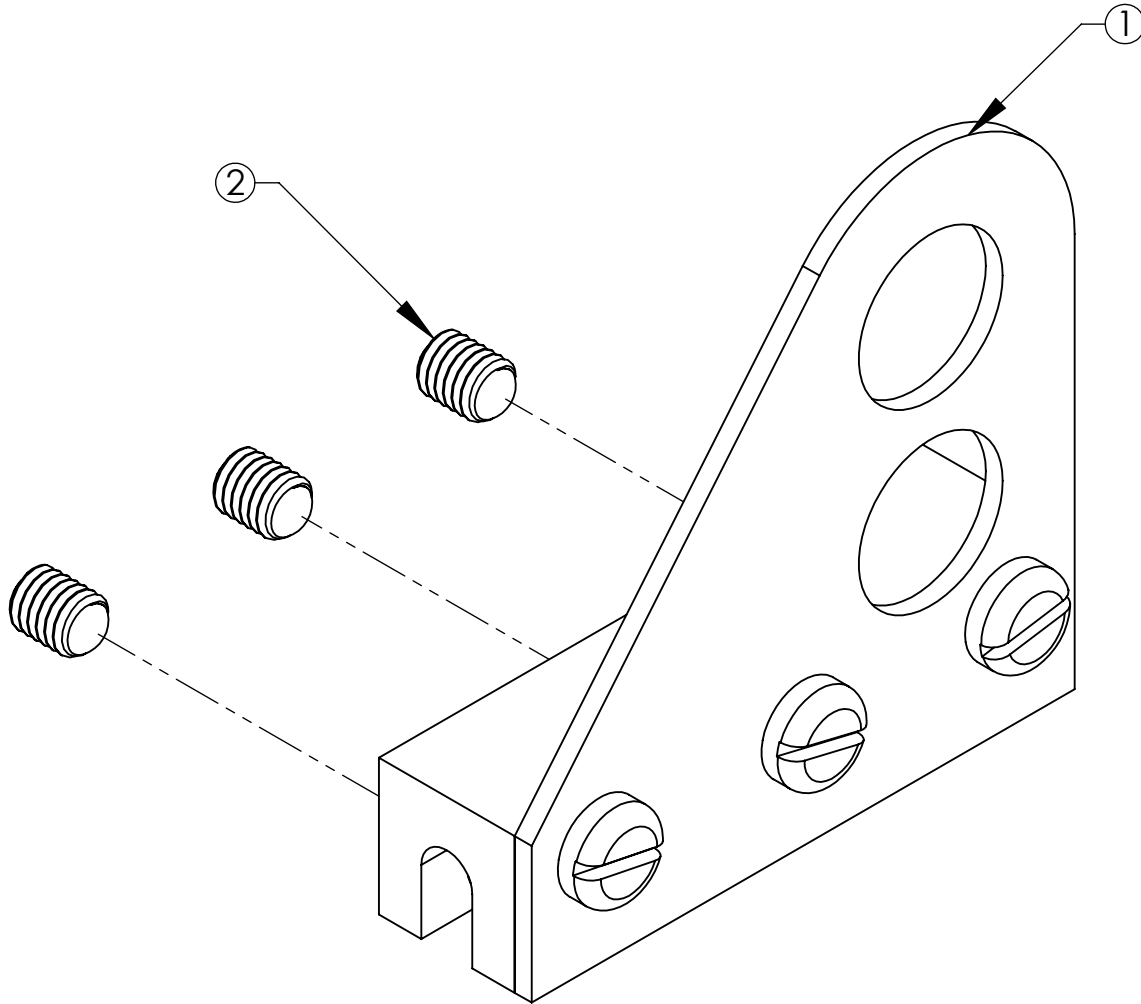
289 Harrel Street  
Morrisville, VT 05661  
Phone: 1.888.766.4273  
Fax: 1.888.766.9994  
Email: [Info@alpinenowguards.com](mailto:Info@alpinenowguards.com)

Scale: 1:1

10/31/2024

# Assembly Sheet - ASG4000G-U-BR

1. Installation to be completed in accordance with manufacturer's written specifications and installation instructions.
2. See spec sheet or contact manufacturer for detailed material, finishes, and configuration options.
3. Contact manufacturer for detailed layout.
4. Do not scale drawings.
5. Subject to change without notice.
6. For patent information, visit our [Patent Page](#).



| ITEM NO. | PART CODE           | DESCRIPTION   | QTY |
|----------|---------------------|---|-----|
| 1        | ASG4000-U-BR        | 4000 2 PP SSR-BR  | 1   |
| 2        | SET-O SS-.375-16X.5 | SS SET SCREW OP .375-16X.5 (INCLUDED IN POLY KIT SET SCREW) | 3   |

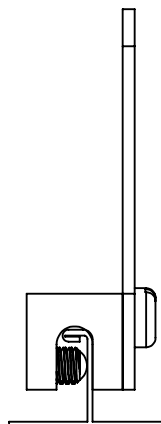


289 Harrel Street  
Morrisville, VT 05661  
Phone: 1.888.766.4273  
Fax: 1.888.766.9994  
Email: [Info@alpinesnowguards.com](mailto:Info@alpinesnowguards.com)

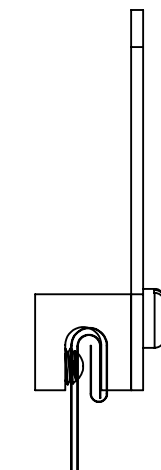
Scale: 1:1

3/26/2021

# ASG4000-U-BR SEAM CONFIGURATIONS



Single Lock ASG4000-U-BR 1/4"  
or Less Seam Width



Double Lock ASG4000-U-BR 1/4"  
or Less Seam Width



289 Harrel Street  
Morrisville, VT 05661  
Phone: 1.888.766.4273  
Fax: 1.888.766.9994  
Email: [Info@alpinesnowguards.com](mailto:Info@alpinesnowguards.com)

Scale: 1:2

1/6/2022



## ASG4000G-AL and ASG4000G-BR Specification Sheet Snow Guards

### PART 1 – GENERAL

#### 1.1 SUMMARY

##### A. WORK INCLUDES

1. ASG4000G snow guard that does not penetrate roof using clamp to seam.
2. Coordinate with installation of roof to assure proper placement of snow guards.
3. Provide appropriate snow guard and fasteners for roof system.

##### B. RELATED SECTIONS

- |   |                            |
|---|----------------------------|
| 1. Division 7: Thermal and Moisture Protection. |                            |
| 2. Section 076000: Flashing and Sheet Metal.    | MasterFormat 2016 07 60 00 |
| 3. Section 074113: Metal Roof Panels.           | MasterFormat 2016 07 41 13 |
| 4. Section 077200: Roofing Accessories.         | MasterFormat 2016 07 72 00 |
| 5. Section 077253: Snow Guards.                 | MasterFormat 2016 07 72 53 |

#### 1.2 SYSTEM DESCRIPTION

##### A. COMPONENTS

Bracket: Snow guard bracket assembly that consists of clamp, flag and (3) set screws.

1. ASG4000G

##### B. ACCESSORIES:

1. PP75, tubing
2. Couplings
  - a. PP84, external
  - b. PP86, internal
3. PP56, end caps
4. PP65, end collars
5. PP95, ice flags

##### C DESIGN REQUIREMENTS

1. Spacing to be recommended by manufacturer or building engineer.
2. Install a minimum of (3) set screws per snow guard.
3. It is important to design new structures or assess existing structures to make sure they can withstand retained snow loads.

#### 1.3 SUBMITTAL

- A. Submit manufacturer's specifications, standard detail drawings, installation instructions, and recommended layout.

#### 1.4 QUALITY ASSURANCE

- A. Installer to be experienced in installation of specified roofing material and snow guards for not less than 5 years in the area of the project.

#### 1.5 DELIVERY / STORAGE / HANDLING

- A. Inspect material upon delivery and order replacements for any missing or defective items. Keep material dry, covered and off the ground until installed.



## **ASG4000G-AL and ASG4000G-BR Specification Sheet Snow Guards**

### **PART 2 – PRODUCTS**

#### **2.1 MANUFACTURER**

A. Alpine SnowGuards®, a Division of Vermont Slate & Copper Services, Inc.  
289 Harrel St., Morrisville, VT 05661 | 888-766-4273 | [www.alpinesnowguards.com](http://www.alpinesnowguards.com)

#### **2.2 MATERIALS**

##### **A. ASG4000G**

1. 6000 Series Aluminum
2. 260 HH Brass (Flag) + 360 Brass (Clamp)

#### **2.3 ACCESSORY MATERIALS**

##### **A. PP75, tubing (choose one)**

1. 6000 Series Aluminum
2. 304 Stainless Steel
3. 272 Brass

##### **B. Couplings (choose one)**

1. PP84, external
  - a. 6000 Series Aluminum
2. PP86, internal
  - a. 6000 Series Aluminum
  - b. 304 Stainless Steel
  - c. 360 Brass

##### **C. PP56, end caps (choose one)**

1. 304 Stainless Steel
2. Brass Plated Stainless Steel

##### **D. PP65, end collars (choose one)**

1. 6000 Series Aluminum
2. 304 Stainless Steel
3. C230 Brass

##### **E. PP95, ice flags, 3" wide x length, optional (choose one)**

1. 6000 Series Aluminum
2. 304 Stainless Steel
3. 260 Brass

#### **2.4 FINISH (choose one)**

- A. Mill Finish – standard
- B. Powder Coated (aluminum only) – available at additional cost



## **ASG4000G-AL and ASG4000G-BR Specification Sheet Snow Guards**

### **PART 3 – EXECUTION**

#### **3.1 EXAMINATION**

##### **A. Substrate**

1. Inspect structure on which snow guard system is to be installed and verify it will withstand any additional loading that it may incur. Notify general contractor of any deficiencies before installing Alpine SnowGuards' products.
2. Verify roofing material has been installed correctly prior to installing snow guards.

#### **3.2 INSTALLATION**

- ##### **A. Comply with architectural drawings and snow guard manufacturer's recommendations for location of system. Comply with manufacturer's written installation instructions for installation and layout.**

Document Version 07.27.2021  
07 72 53 Snow Guards

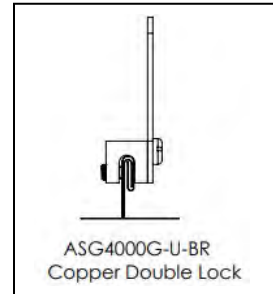
## ASG4000G-U-BR Snow Guard Installation Instructions

### ROOF TYPES

- New / Existing Copper Standing Seam
- New / Existing Copper Single Lock, Double Lock, Snap Lock

#### 1. Bracket Installation

- When attaching clamps to seams which are machine folded, the ASG-U4-BR clamp is designed to engage up to 3/8" thick copper double lock standing seam.
- Only three set screws are used in any given ASG4000G-BR installation.
- Position blocks (clamps) appropriately on panel seam.  
Using a 3/16" allen-wrench attachment tip for a 1/4" drive screw gun, tighten and re-tighten set screws as seam material compresses.  
On low seam profiles, a 4"-bit extension on screw gun may help to access set screw.  
Tighten set screws to a torque value of 130-140 inch-pounds.
- Install Pipes, Couplings, End Caps and End Collars (refer to Pipe-Style Accessories Installation Instructions). Ice Flags are optional.



### SNOW GUARD LAY OUT FOR PIPE-STYLE BRACKETS

- Contact Alpine SnowGuards for detailed layout.
- Do not install runs of snow retention bar more than 100 feet long without a break to allow for thermal expansion.
- First row of snow guards are installed above outer most wall or support of the building.
- Do not use as Fall Arrest Anchors
- Be sure that panels are securely fastened to roof to absorb the loads being transferred by snow retention system.

Document version 07.27.2021  
07 72 53 Snow Guards



TIGER Drylac®

# ral colors

exterior powder coatings



**TIGER** Drylac®  
Powder Coatings



## series 49

### Weather Resistant TGIC Polyester Powder Coatings for Exterior and Interior Applications

**Features:** Good weather resistance, good mechanical properties, very smooth flow, good storage stability, good coverage

**Gloss Level:** All colors featured in this chart are available as standard products in smooth glossy with a gloss level of 80-90+ (gloss level according to Garner 60 deg., ASTM D 523).

**Typical Applications:** Residential windows and doors, garden equipment, patio furniture, automotive accessories, bicycles, motorcycles, sporting goods.

**Standard Packaging:** 55 lb boxes or 5 lb mini packs

**Datasheets:** Periodically updated datasheets, showing cure parameters, test results, pre-treatment information and more are available for all products in this chart. Please contact your local TIGER Drylac office or visit [www.tigerdrylac.com](http://www.tigerdrylac.com) for the most current edition.



All Series 49 (custom and stock) products, made in the US or Canada are periodically re-certified and carry the UL (Underwriter Laboratories) Recognized Component mark. This UL mark is for all equipment and products intended for the US and Canadian market.

## series 38

### Highly Weather- and UV-Resistant Powder Coatings based on Super Durable TGIC Polyester for Exterior and Interior Applications

**Features:** Superior gloss and color retention, excellent weather resistance, good mechanical properties, superior chalk resistance, smooth flow, excellent edge coverage, good storage stability. AAMA 2604-05 conforming.

**Gloss Level:** All colors featured in this chart are available as standard products in smooth glossy with a gloss level of 80-90 (gloss level according to Gardner 60 deg., ASTM D 523).

**Typical Applications:** Agricultural and construction equipment, bus shelters, lighting fixtures, playground equipment, site furnishings, garage doors, stadium seating, fencing, automotive equipment, and marine applications.

**Standard Packaging:** 44 lb boxes and 5 lb mini packs

**Datasheets:** Periodically updated datasheets, showing cure parameters, test results, pre-treatment information and more are available for all products in this chart. Please contact your local TIGER Drylac office or visit [www.tigerdrylac.com](http://www.tigerdrylac.com) for the most current edition.

**RAL colors not available:** Due to pigmentation a small percentage of colors in the yellow, orange, red and purple range offer only limited UV stability and are therefore not available.

**More standard Series 38 products:** For additional architectural mattes, glossy and metallic products please see our Series 38 Super Durable Powder Coatings brochure.

**Custom colors:** Custom colors not shown in this brochure can be custom made in 7 to 10 days. Due to pigmentation some colors in the yellow, orange, red and purple range offer only limited UV stability. UV stability of custom colors in that color range must be verified by our production laboratories on a case by case basis.

**TIGER Drylac continues to offer the largest product selection in the powder coating industry.** For additional standard products and innovative powder coating solutions please see our numerous other brochures including:

TIGER Drylac Metallic

TIGER Drylac Special Effect

TIGER Drylac Essentials

TIGER Drylac Specialties

TIGER Drylac Series 38 Super Durable

TIGER Drylac Anti-Graffiti

TIGER Drylac Series 58 Super Durable  
(for approved applicators only)

TIGER Drylac Series 75 Fluoropolymer  
(for approved applicators only)

TIGER Drylac Wood

## Specifying TIGER Drylac products

In order to eliminate possible errors in specifying our products, we recommend using the full product number rather than specifying the RAL number only. This product number not only describes the Series/Chemistry, but also the exact color, finish and sheen.

Please check with your local TIGER Drylac office or representative for assistance with specifications and suitability issues.

## RAL

Having gained worldwide acceptance over the last few decades, the RAL is the most popular Central European Color Standard used today.

The RAL colors in this chart have been matched as closely as possible. Color chart production methods and influence from heat and light may account for slight color deviation from the actual RAL Standard. This chart therefore can not serve as a standard for RAL color production and is to be used as a guide for color planning and specification only.

To aid in final product selection please contact your regional Tiger Drylac location for a powder coated Q-Panel of the product of your choice.

## Product Code Matrix

3 8 / 3 0 0 2 5


















### Chemistry




































































09 Polyester/Epoxy Hybrid  
16 Acrylic Hybrid  
28 Super Durable Polyester  
TGIC (for approved applicators only)  
39 Polyester TGIC  
44 Polyurethane  
49 Polyester TGIC  
59 Polyester TGIC-Free  
69 Epoxy  
75 Fluoropolymer  
(for approved applicators only)  
89 Polyester/Epoxy Hybrid,  
Low/Fast Cure



### Color Group (starting with)

1 White  
2 Yellow / Orange  
3 Red  
4 Blue  
5 Green  
6 Brown  
7 Grey  
8 Black  
9 Metallic

|  |   |   |  |   |   |
|--|---|---|--|---|---|
|     |     |     |     |     |     |
| RAL 1000 49/15200<br>38/15000  | RAL 1015 49/15320<br>38/15015   | RAL 1033 49/22240   | RAL 2012 49/24690  | RAL 3014 49/31080   | RAL 4004 49/31020<br>38/30024   |
|    |    |    |    |    |    |
| RAL 1001 49/15190<br>38/15001  | RAL 1016 49/22520<br>38/20016   | RAL 1034 49/23910   | RAL 3000 49/33120<br>38/30000  | RAL 3015 49/33670   | RAL 4005 49/42780   |
|    |    |    |    |    |    |
| RAL 1002 49/22590<br>38/20002  | RAL 1017 49/22510<br>38/20017   | RAL 1037 49/20096   | RAL 3001 49/31120<br>38/30001  | RAL 3016 49/31980<br>38/30016   | RAL 4006 49/32090   |
|    |    |    |    |    |    |
| RAL 1003 49/22580  | RAL 1018 49/21830<br>38/20018   | RAL 2000 49/24570   | RAL 3002 49/31110<br>38/30002  | RAL 3017 49/31060   | RAL 4007 49/32540<br>38/30025   |
|    |    |    |    |    |    |
| RAL 1004 49/22570<br>38/20004  | RAL 1019 49/13660<br>38/15019   | RAL 2001 49/24560<br>38/23170   | RAL 3003 49/31100<br>38/30003  | RAL 3018 49/31050   | RAL 4008 49/32280   |
|    |    |    |    |    |    |
| RAL 1005 49/22560<br>38/20005  | RAL 1020 49/22500<br>38/20020   | RAL 2002 49/24550<br>38/25002   | RAL 3004 49/33900<br>38/30004  | RAL 3020 49/31040<br>38/30021   | RAL 4009 49/34740   |
|  |  |  |  |  |  |
| RAL 1006 49/22550<br>38/20006  | RAL 1021 49/22280<br>38/20021   | RAL 2003 49/24540   | RAL 3005 49/31900<br>38/30005  | RAL 3022 49/33700   | RAL 4010 49/40490   |
|  |  |  |  |  |  |
| RAL 1007 49/22540  | RAL 1023 49/22490<br>38/20023   | RAL 2004 49/24530   | RAL 3007 49/31910<br>38/30007  | RAL 3027 49/33660   | RAL 5000 49/42200<br>38/40000   |
|  |  |  |  |  |  |
| RAL 1011 49/15180<br>38/15011  | RAL 1024 49/22480<br>38/20024   | RAL 2008 49/24340   | RAL 3009 49/31920<br>38/30009  | RAL 3031 49/34730<br>38/30031   | RAL 5001 49/42210<br>38/40001   |
|  |  |  |  |  |  |
| RAL 1012 49/22530<br>38/20012  | RAL 1027 49/22470<br>38/20027   | RAL 2009 49/24360   | RAL 3011 49/31090<br>38/30011  | RAL 4001 49/43160   | RAL 5002 49/42220<br>38/40002   |
|  |  |  |  |  |  |
| RAL 1013 49/11280<br>38/10013  | RAL 1028 49/22460   | RAL 2010 49/24520<br>38/25001   | RAL 3012 49/31940<br>38/30012  | RAL 4002 49/31030<br>38/30008   | RAL 5003 49/42230<br>38/40003   |
|  |  |  |  |  |  |
| RAL 1014 49/15170<br>38/15014  | RAL 1032 49/22450<br>38/20032   | RAL 2011 49/24580   | RAL 3013 49/31950<br>38/30013  | RAL 4003 49/32270   | RAL 5004 49/42240<br>38/40004   |

|   |   |   |  |   |   |
|---|---|---|--|---|---|
|     |     |     |     |     |     |
| RAL 5005 49/43190<br>38/40010   | RAL 5019 49/42360<br>38/40019   | RAL 6006 49/52870<br>38/50006   | RAL 6016 49/51020<br>38/50016  | RAL 6027 49/50990<br>38/50027   | RAL 7006 49/72580<br>38/70006   |
|    |    |    |    |    |    |
| RAL 5007 49/42250<br>38/40007   | RAL 5020 49/44270<br>38/40018   | RAL 6007 49/52860<br>38/50007   | RAL 6017 49/52780<br>38/50017  | RAL 6028 49/52650<br>38/50028   | RAL 7008 49/72570<br>38/70008   |
|    |    |    |    |    |    |
| RAL 5008 49/42260<br>38/40008   | RAL 5021 49/41190<br>38/40021   | RAL 6008 49/53240<br>38/50008   | RAL 6018 49/52720<br>38/50018  | RAL 6029 49/52640<br>38/50029   | RAL 7009 49/72770<br>38/70009   |
|    |    |    |    |    |    |
| RAL 5009 49/42270<br>38/40009   | RAL 5022 49/42390<br>38/40022   | RAL 6009 49/52840<br>38/50009   | RAL 6019 49/51000<br>38/50019  | RAL 6032 49/52630<br>38/50032   | RAL 7010 49/72560<br>38/70014   |
|    |    |  |  |    |    |
| RAL 5010 49/42280<br>38/40016   | RAL 5023 49/44650<br>38/40023   |   |  | RAL 6033 49/55010<br>38/50033   | RAL 7011 49/72790<br>38/70011   |
|    |    |   |  |    |    |
| RAL 5011 49/43180<br>38/40011   | RAL 5024 49/44660<br>38/40024   |  |  |  |  |
| RAL 5012 49/43170<br>38/40012   | RAL 6000 49/53160<br>38/50000   | RAL 6010 49/52830<br>38/50031   | RAL 6020 49/52710<br>38/50020  | RAL 7000 49/72700<br>38/70000   | RAL 7013 49/72550<br>38/70013   |
|  |  |  |  |  |  |
| RAL 5013 49/42310<br>38/40013   | RAL 6001 49/52900<br>38/50005   | RAL 6011 49/52820<br>38/50011   | RAL 6021 49/52700<br>38/50021  | RAL 7001 49/72710<br>38/70003   | RAL 7015 49/72820<br>38/70015   |
|  |  |  |  |  |  |
| RAL 5014 49/42320<br>38/40014   | RAL 6002 49/52890<br>38/50023   | RAL 6012 49/51540<br>38/50012   | RAL 6022 49/52690<br>38/50022  | RAL 7002 49/72720<br>38/70007   | RAL 7016 49/72830<br>38/70016   |
|  |  |  |  |  |  |
| RAL 5015 49/42330<br>38/40015   | RAL 6003 49/52880<br>38/50003   | RAL 6013 49/52810<br>38/50013   | RAL 6024 49/52680<br>38/50024  | RAL 7003 49/72600<br>38/70017   | RAL 7021 49/72540<br>38/70021   |
|  |  |  |  |  |  |
| RAL 5017 49/40760<br>38/40017   | RAL 6004 49/50980<br>38/50004   | RAL 6014 49/52800<br>38/50014   | RAL 6025 49/52670<br>38/50025  | RAL 7004 49/73300<br>38/70004   | RAL 7022 49/72850<br>38/70022   |
|  |  |  |  |  |  |
| RAL 5018 49/41140<br>38/40020   | RAL 6005 49/50670<br>38/50002   | RAL 6015 49/52790<br>38/50015   | RAL 6026 49/52660<br>38/50026  | RAL 7005 49/72590<br>38/70005   | RAL 7023 49/72530<br>38/70023   |



|  |   |   |  |
|--|---|---|--|
|     |     |     |     |
| RAL 7024 49/72870<br>38/70024  | RAL 7040 49/75470<br>38/70046   | RAL 8007 49/66120<br>38/60007   | RAL 8025 49/66050<br>38/60025  |
|    |    |    |    |
| RAL 7026 49/72880<br>38/70026  | RAL 7042 49/73250<br>38/70042   | RAL 8008 49/66110<br>38/60008   | RAL 8028 49/66500<br>38/60028  |
|    |    |    |    |
| RAL 7030 49/72890<br>38/70027  | RAL 7043 49/72460<br>38/70043   | RAL 8011 49/66100<br>38/60011   | RAL 9001 49/10016<br>38/10001  |
|    |    |    |    |
| RAL 7031 49/72520<br>38/70031  | RAL 7044 49/75480<br>38/70044   | RAL 8012 49/66090<br>38/60012   | RAL 9002 49/70520<br>38/10002  |
|    |    |    |    |
| RAL 7032 49/72910<br>38/70001  | RAL 7045 49/77890<br>38/70045   | RAL 8014 49/65230<br>38/60010   | RAL 9003 49/11400<br>38/10003  |
|    |    |    |    |
| RAL 7033 49/72510<br>38/70033  | RAL 7046 49/72010<br>38/70002   | RAL 8015 49/63040<br>38/60015   | RAL 9004 49/81950<br>38/80004  |
|  |  |  |  |
| RAL 7034 49/72500<br>38/70034  | RAL 7047 49/72020<br>38/70047   | RAL 8016 49/66080<br>38/60016   | RAL 9005 49/82830<br>38/80010  |
|  |  |  |  |
| RAL 7035 49/73510<br>38/70035  | RAL 8000 49/66170<br>38/60000   | RAL 8017 49/65220<br>38/60017   | RAL 9010 49/11500<br>38/10004  |
|  |  |  |  |
| RAL 7036 49/72950<br>38/70036  | RAL 8001 49/66160<br>38/60005   | RAL 8019 49/65490<br>38/60019   | RAL 9011 49/80540<br>38/80001  |
|  |  |  |  |
| RAL 7037 49/72480<br>38/70037  | RAL 8002 49/66150<br>38/60002   | RAL 8022 49/63080<br>38/60022   | RAL 9016 49/11340<br>38/10010  |
|  |  |  |  |
| RAL 7038 49/72470<br>38/70038  | RAL 8003 49/66140<br>38/60003   | RAL 8023 49/66070<br>38/60023   | RAL 9017 49/80550<br>38/80017  |
|  |  |  |  |
| RAL 7039 49/71020<br>38/70039  | RAL 8004 49/66130<br>38/60004   | RAL 8024 49/66060<br>38/60024   | RAL 9018 49/72490<br>38/10018  |

# exterior

**EUROPE****AUSTRIA**

TIGER Coatings GmbH & Co. KG  
A-4600 Wels  
phone +43 / (0)7242 / 400-0  
fax +43 / (0)7242 / 650 08  
office@tiger-coatings.com  
www.tiger-coatings.com

**BELGIUM**

Mr. Eric Kun  
B-3680 Maaseik  
phone +32 / (0)497 / 41 57 97  
fax +32 / (0)89 / 56 78 58  
office.be@tiger-coatings.com

C&E Warehousing  
B-3640 Kinrooi  
phone +32 / (0)497 / 92 25 70  
fax +32 / (0)89 / 56 78 58

**BOSNIA & HERZEGOVINA**

Klio d.o.o.  
BiH-75300 Lukavac  
phone +387 / 35 / 555 392  
fax +387 / 35 / 553 256  
office.bih@klio.hr

Klio 1  
BiH-71210 Ilidža, Sarajevo  
phone +387 / 33 / 626 621

**BULGARIA**

Deyacolor LTD  
BG-1113 Sofia 13 post box no. 265  
phone/fax +359 / 2 978 58 61  
office@deyacolor.com

**CROATIA**

Klio d.o.o.  
CRO-10360 Zagreb Sesvete  
phone +385 / (0)1 / 200 90 41  
fax +385 / (0)1 / 200 90 43  
klio@klio.hr

**CZECH REPUBLIC**

TIGERLAK, s.r.o.  
CZ-620 00 Brno  
phone +420 / 545 429 110  
fax +420 / 545 229 209  
office.cz@tiger-coatings.com

**DENMARK**

Ms. Brigitte Pudor Gullev  
DK-6200 Aabenraa  
phone +45 / 73 62 13 23  
mobil +45 / 21 20 45 20  
fax +45 / 73 62 13 24  
office.dk@tiger-coatings.com

**FRANCE**

TIGER S.A.R.L.  
F-69480 Anse  
phone +33 / (0)474 / 67 13 70  
fax +33 / (0)474 / 67 10 42  
office.fr@tiger-coatings.com

**GERMANY**

KLOZ Kunststofftechnik GmbH  
D-70736 Fellbach-Oeffingen  
phone +49 / (0)711 / 95 19 80 32  
fax +49 / (0)711 / 518 07 50  
info@kloz-kunststofftechnik.de

KLOZ Wickede  
D-58739 Wickede-Ruhr  
phone +49 / (0)2377 / 36 25  
fax +49 / (0)2377 / 26 22

Jochen Hänel Handelsvertretung  
D-65239 Hochheim a. M.-Süd  
phone +49 / (0)6146 / 83 58 81  
fax +49 / (0)6146 / 83 58 84  
jhaenel@gmx.de

Boris Herrmann Handelsvertretung  
D-44309 Dortmund  
phone +49 / (0)231 / 25 70 12  
fax +49 / (0)231 / 25 70 15  
b.herrmann@tiger-coatings.com

Thomas Leitzke Handelsvertretung  
D-47647 Kerken  
phone +49 / (0)2833 / 57 39 32  
fax +49 / (0)2833 / 57 39 33  
t.leitzke@tiger-coatings.com

**GREAT BRITAIN**

TIGER COATINGS UK LTD  
Solihull, West Midlands, B93 9EG  
phone +44 / (0) 1564 778 866  
fax +44 / (0) 1564 778 903  
office.gb@tiger-coatings.com

**HUNGARY**

TIGERLAKK Kft.  
H-1183 Budapest  
phone +36 / 1 / 293 90 20  
fax +36 / 1 / 297 45 49  
office.hu@tiger-coatings.com

**ITALY**

TIGER Drylac Italia s.r.l.  
I-24121 Bergamo  
phone +39 / 035 / 417 39 67  
fax +39 / 035 / 22 37 11  
office.it@tiger-coatings.com

**LITHUANIA, LATVIA**

UAB „LAKMALIT“  
LT-3000 Kaunas  
phone +370 / 7 / 32 37 41, 32 34 95  
fax +370 / 7 / 32 40 87  
kaunas@lakmalit.lt

**THE NETHERLANDS**

Mr. Ben de Jong  
NL-2133 GJ Hoofddorp  
phone +31 / (0)6 / 419 956 80  
fax +31 / (0)23 / 565 58 72  
office.nl@tiger-coatings.com

**POLAND**

Tensor Consulting  
PL-04512 Warszawa  
phone +48 / (0)22 / 815 42 79  
fax +48 / (0)22 / 815 42 79  
ajelonek@tensor.com.pl

**ROMANIA**

SC TIGER Coatings Romania SRL  
R-010631 Bucuresti  
phone +40 / (0)21 / 314 77 37  
fax +40 / (0)21 / 314 77 87  
office.ro@tiger-coatings.com

**RUSSIA**

OOO TECHNOKOLOR-M  
107370 Moscow, Russia  
phone +007 / 495 / 966 75 08  
fax +007 / 495 / 963 47 45  
sales@technocolor.ru

**SERBIA**

Klio NS d.o.o.  
SCG-21000 Novi Sad  
phone +381 / 21 / 478 01 08  
fax +381 / 21 / 641 00 40  
office@klio.co.yu

**SLOVAKIA**

TIGERLAK Slovakia spol.s r.o.  
SK-902 01 Pezinok  
phone +421 / (0)33 / 640 00 71  
fax +421 / (0)33 / 640 00 72  
office.sk@tiger-coatings.com

**SLOVENIA**

T-Lotus d.o.o.  
SLO-9240 Ljutomer  
phone +386 / (0)2 / 583 18 79  
fax +386 / (0)2 / 583 18 80  
kontakt@t-lotus.si

**SPAIN**

TIGER Coatings GmbH & Co. KG  
12001 Castellón - SPAIN  
phone +34 / (0)664 / 328 449  
fax +34 / (0)964 / 050 309  
office.es@tiger-coatings.com

**SWITZERLAND**

FEYCO AG  
CH-9430 St. Margrethen SG  
phone +41 / (0)71 / 747 84 11  
fax +41 / (0)71 / 747 85 10  
info@feyco.ch

**TURKEY**

Enki İç ve Dis Tic. Paz. Dan. San. Tic. Ltd.Sti.  
No: 26 Dk: 1Kadıköy-Istanbul  
phone +90 / (0)216 / 467 38 57  
fax +90 / (0)216 / 467 39 13  
b.gurkan@tiger-coatings.com

**UKRAINE**

Interfarb - Ukraina  
UA-79012 Lvov  
phone/fax +380 / 322 / 40 23 11  
phone/fax +380 / 322 / 97 10 76  
interfarb@utel.net.ua

**THE AMERICAS****ARGENTINA**

Glass + Partner S.A.  
AR-1429 Buenos Aires  
phone +54 / 114 / 541 70 58  
fax +54 / 114 / 541 70 58  
glasspartner@arnet.com.ar

**BRAZIL**

TIGER Drylac do Brasil Ltda.  
13295-000 ITUPEVA SP  
phone +55 / 11 / 44 96 53 27  
fax +55 / 11 / 44 96 65 14  
office.br@tiger-coatings.com

**CANADA**

ONTARIO: TIGER Drylac Canada Inc.  
Guelph, Ontario, N1G 4P5  
phone +1 / 519 / 766 47 81  
fax +1 / 519 / 766 47 87  
info@tigerdrylaccanada.com

QUEBEC: TIGER Drylac Canada Inc.  
Anjou, Quebec H1E 1P2  
phone +1 / 514 / 351 53 31  
fax +1 / 514 / 351 40 15  
tigerqc@microtec.net

CALGARY: TIGER Drylac Canada Inc.  
Calgary, Alberta Canada T2E 6L7  
phone +1 / 403 / 398 97 23  
fax +1 / 403 / 398 97 25  
info@tigerdrylac.ca

VANCOUVER: TIGER Drylac Canada Inc.  
Delta, BC V3M 5P8  
phone +1 / 604 / 540 97 26  
fax +1 / 604 / 540 97 25  
vancouver@tigerdrylaccanada.com

**CHILE**

TIGER Drylac de Chile Ltda.  
San Ramon, Santiago de Chile  
phone +56 / 2 / 511 56 59  
fax +56 / 2 / 511 56 59  
office.cl@tiger-coatings.com

**MEXICO**

TIGER Drylac MEXICO S.A. DE C.V.  
Col. Santa Cruz Acatlan, Naucalpan  
Edo. de Mexico C.P. 53150  
phone +52 / 555 / 363 12 14  
fax +52 / 555 / 363 17 39  
mexico@tigerdrylac.com

**U.S.A.**

TIGER Drylac U.S.A., Inc. (HQ's)  
Ontario, CA 91761  
phone +1 / 909 / 930 91 00  
fax +1 / 909 / 930 91 11  
customerservicewest@tigerdrylac.com

TIGER Drylac U.S.A., Inc.  
St. Charles, IL 60174  
phone +1 / 630 / 513 99 99  
fax +1 / 630 / 513 99 98  
customerservicemw@tigerdrylac.com

TIGER Drylac U.S.A., Inc. (HQ's)  
Reading, PA 19605  
phone +1 / 610 / 926 81 48  
fax +1 / 610 / 926 81 49  
customerserviceeast@tigerdrylac.com

TIGER Drylac U.S.A., Inc.  
Kennesaw, GA 30144  
phone +1 / 770 / 218 24 90  
fax +1 / 770 / 218 24 95  
customerservice@tigerdrylac.com

TIGER Drylac U.S.A., Inc.  
Arlington TX 76011  
phone +1 / 817 / 277 79 95  
fax +1 / 817 / 277 19 31  
customerservicesouth@tigerdrylac.com

**MIDDLE EAST****UNITED ARAB EMIRATES**

TIGER Coatings Middle East (FZE)  
Sharjah  
phone +971 / (0)6 / 559 06 23  
fax +971 / (0)6 / 559 06 24  
office.ae@tiger-coatings.com

**ASIA****CHINA**

TIGER Drylac (Taicang) Co. Ltd.  
Taicang, Jiangsu 215400  
P.R. China  
phone +86 / (0)512 / 53 56 06 19  
fax +86 / (0)512 / 53 95 50 95  
office.cn@tiger-coatings.com

TIGER Drylac Beijing Warehouse  
Shibali dian Chaoyang, Beijing  
P.R. China  
phone +86 / (0)10 / 87 30 44 38  
fax +86 / (0)10 / 67 70 35 04

TIGER Drylac Guangzhou Warehouse  
Nancun town, Panyu Guangzhou  
P.R. China  
phone +86 / (0)20 / 84 59 29 01  
fax +86 / (0)20 / 34 57 94 97

**HONG KONG**

TIGER Coatings Hong Kong Limited  
Kowloon, Hong Kong  
phone +852 / 27 81 55 82  
fax +852 / 27 82 58 86  
office.hk@tiger-coatings.com

**INDIA**

National Corporation  
Bangalore-560 002, INDIA  
phone +91 / (0)80 / 222 265 54  
fax +91 / (0)80 / 222 148 00  
rsachdev@vsnl.com

**JAPAN**

TIGER Drylac JAPAN K.K.  
Kanagawa, 229-1135, JAPAN  
phone +81 / (0)42 / 760 60 56  
fax +81 / (0)42 / 760 60 57  
office.jp@tiger-coatings.com

**MALAYSIA**

TIGER Drylac MALAYSIA Sdn. Bhd.  
50250, Kuala Lumpur  
phone +60 / (0)3 / 20 39 43 15  
fax +60 / (0)3 / 20 31 83 59  
office.my@tiger-coatings.com

**SINGAPORE**

TIGER Drylac SINGAPORE Pte. Ltd.  
SINGAPORE 759196  
phone +65 / 67 59 94 33  
fax +65 / 67 59 94 36  
office.sg@tiger-coatings.com

**TAIWAN**

Vigorousport Int. Co., Ltd.  
Taichung, TAIWAN  
phone +886 / (0)4 / 23 82 21 23  
fax +886 / (0)4 / 23 82 21 11  
office.tw@tiger-coatings.com

**THAILAND**

Grand Siam Commercial Co., Ltd.  
Bangkok 10320  
phone +66 / 2 / 691 62 74  
fax +66 / 2 / 691 22 25  
apichart@samart.co.th

**VIETNAM**

TIGER Drylac Vietnam Co., Ltd.  
Binh Duong Province  
phone +84 / 650 / 758 370  
fax +84 / 650 / 758 371  
office.vn@tiger-coatings.com

TIGER Drylac Ha Noi Warehouse  
Ha Noi  
phone +84 / 4 / 762 81 65  
fax +84 / 4 / 762 81 64



Member of the Powder Coating Institute  
and the U.S. Green Building Council